



GameOver

SECURITY SYSTEMS

GENERAL CATALOGUE

inim
ELECTRONICS

Burglary.
The menace advances. What's the next move?
Play safe. Choose Inim.
Space protected. Danger eliminated.
Everything under control.

GAME OVER

Company Profile	04
The SmartLiving system	06
Technologies	07
Control panels	08
- SmartLiving 505 515 1050 1050L 10100L	
- SmartLiving 1050/G3 1050L/G3 10100L/G3	10
Touchscreen keypads	
- Alien/S and Alien/G	
LCD keypads	18
- Joy, nCode/G and Concept/G	
Multimedia touchscreen user interface	20
- Evolution	
Proximity readers	22
- nBy Proximity readers	
Accessories for SmartLiving control panels	23
- SmartLogos30M - voice board	
- Nexus and Nexus/G - I-BUS integrate GSM/GPRS modules	
- Flex5 – input and output expansions	
- Flex5/DAC - network voltage output expansion board	
- IB-100 - I-BUS isolator	
Sounders, flashers	27
- Ivy sounder/flasher - self-powered and on Bus	
- NRB100 sounder/flasher in steel	
- Smarty indoor sounder/flasher	
TCP/IP Connectivity	30
- SmartLAN/G - Ethernet board with web server	
- SmartLAN/SI – Ethernet board	
Mobile connectivity	33
- AlienMobile App	
Wireless devices for SmartLiving control panels	34
- AIR2-Aria - wireless keypad	
- AIR2-Hedera - wireless outdoor souderflasher	
- AIR2-BS200 - transceiver	
- AIR2-DT200T - curtain detector	
- AIR2-XIR200W - PIR detector	
- AIR2-XDT200W - dual tech detector	
- AIR2-IR100 - PIR detector	
- AIR2-UT100 - universal transceiver	
- AIR2-OTT100W / ODI100W - outdoor detectors	
- AIR2-KF100 - keyfob	
- AIR2-MC100 - magnetic contact	
- AIR2-MC200 - magnetic contact	
- AIR2-FD100 - smoke detector	
Modems for SmartLiving control panels	42
- SmartModem100 - Modem for remote programming and control	
- SmartModem200 - Standard modem	
KNX Interface	43
- IGKNX100 - Interface for KNX systems	
Communication	44
- SmartLink Advanced - PSTN, GSM and GPRS dialler and reserve line generator	
Switching power supplies	46
- SmartLevel Power Stations	
- Power-supply module and boxed power supply	
Xline	48
- PIR detectors	
- Dual technology detectors	
- Triple technology detectors	
Bluvista	50
- PIR detectors	
Outdoor protection	51
- OTT100H / ODI100H - outdoor detectors	
- Beam detectors	
INIM Software	52
- SmartLeague - programming software	
- SmartLook - supervisory software	
- IP2RX - IP Interfacing software between Intrusion control panels and Alarm Receiving Centres	
Accessories	55
- KB100 - Wall-mount bracket	


Made in Inim. Made in Italy.

The energy of an **Italian company** in continuous evolution.

The innovation of intrusion, fire and home automation systems made in Italy and appreciated throughout the world.

The quality of fully **certified products**, easy to install and even easier to use.

The security that should surrounds us.



SmartLiving

SmartLiving is state-of-the-art in intrusion control and represents the platform on which you can securely build a home-automation system. SmartLiving represents all that is new in security system technology. The brain child of INIM's R & D professionals, whose unrivalled technical expertise and know-how yield only the very best, SmartLiving outshines all other traditional intrusion control panels in flexibility and ease.

- Ease for the installer, who is guided through programming operations in a fast, clear-cut way.
- Ease for the user, who is lead through operations by graphic indications and voice prompts.
- Ease-of-access to the most frequent operations, and ease of understanding of the entire system.

The straightforwardness of this control panel has in no way reduced its flexibility or across-the-board features.

And although this system was designed with residential and small commercial buildings in mind, it provides features that go way beyond the prerequisites of control panels designed for this market segment. Features such as: Multikeypad Intercom, Programmable IN/OUT terminals, IP connectivity, Voice menu over-the-phone, Voice menu on keypad, Icon menu, Weekly Timer with "exceptions" control, Arming "Scenarios", Shortcuts on Keypad or Reader, Temperature sensor, Text-to-Speech, Control panel and peripheral firmware re-programming at panel and many other interesting functions. Although far from complete, this list of features will certainly appeal to the residential security market, and gives some idea of what this system is capable of.

The SmartLiving system is state-of-the-art in the matter of the European Standards and Directives in force. It holds declarations of conformity based on test reports issued by the IMQ relating to the applicable standards for the product category, in accordance with LVD (20006/95/CE - Low Voltage Directive), EMC (2004/108/CE - Electro-Magnetic Compatibility) and R&TTE (1999/5/CE - Radio & Telecommunications Terminal Equipment Directive). Inim's SmartLiving system is also state-of-the-art with regard to product certification.

All models from the SmartLiving series have IMQ certification in compliance with National Standards CEI 79-2 and European Standards EN 50131-3 and EN 50131-6. The SmartLiving system also holds certification in compliance with Belgian Standards CEB T014. A truly complete set of certifications that adds to the already outstanding guarantee of quality and reliability provided by the SmartLiving system.



EN50131-3
EN50131-6
CEI 79-2
CEB T014

Technologies

Superior to time and first on the changing scene of security systems, INIM's newly designed control panels and devices are based on new-generation technologies and leading-edge system architecture. All products are designed to take full advantage of the latest microprocessor technology, bus architecture and communication paths.

The result is a range of truly innovative products whose superiority in design technology and performance is more than obvious. The highly-competitive SmartLiving intrusion control panel provides important features rarely found in residential and small commercial application systems of its kind. This optimized-performance control panel provides first-rate features such as: graphic display, text-to-speech, voice notifier, flexible hardware, end-to-end voice transmission (voice-on-bus), IP connectivity.



Easy4U

Technology and simplicity. Programme and manage the system with ease.

The Easy4U is INIM's answer to the ever increasing request for simplicity.

The Easy4U is a set of interface operating modes that offers instant understanding of how to carry out operations. It has a colour touch-screen that obeys inputs from finger strokes and provides all the information the user needs. Its large graphic display provides a visual guide that steers users quickly through operations.

Users can also take advantage of its interesting voice menu.

Easy4U makes life easy for the installer too, with functions such as: guided programming, terminal potentiality, reprogrammability of bus-peripheral firmware and an automatic zone-balancing learning process.



VoIB

Technology and communication. VoIB technology allows transmissions to pass through the system with no need for wiring other than that normally used for the bus connection between the control panel and the peripheral unit.

VoIB technology exploits the potential of INIM's I-BUS which is capable of sorting and relaying data packets between peripheral devices at a speed that is unequalled in this market segment. VoIB stands for 'Voice over I-BUS'. This appellation is a tongue-in-cheek tribute to the well known VoIP technology ('Voice over IP'). VoIB technology allows the system to manage functions such as: multi-keypad intercom, listen-in, two-way conversation, voice menu, local dialer and more.



FlexIO

Technology and flexibility. FlexIO is an exclusive technology that eliminates the distinction between inputs and outputs. During system installation, FlexIO technology allows you to define whether a 'terminal' must operate as an input or output.

This hardware flexibility goes even further. In fact, thanks to advanced programming features, you can fully customize each terminal regardless of its configuration as an input or output. Another interesting aspect of FlexIO terminals is the mapping feature which allows you to 'relocate' any unused terminals to the peripheral devices (keypads and expansions), in such a way as to make use of every available terminal.



Janus

Technology and connectivity. Janus technology takes you into a different realm.

It permits you to interface the world of INIM products with the outside world through a TCP/IP Ethernet connection.

Adding SmartLAN/SI and SmartLAN/G boards (both boards are based on Janus technology) to a system makes it reachable and controllable (with the appropriate level of security) from any computer or mobile device connected to the Internet.

SmartLiving 505|515|1050|1050L|10100L 1050/G3|1050L/G3|10100L/G3



SmartLiving505 board



SmartLiving515 board



SmartLiving1050 board



SmartLiving10100 board

The control panel versions

The control panel is the heart of the SmartLiving system.

Inim offers 5 versions, all in metal enclosures: SmartLiving505, SmartLiving515 and SmartLiving1050 with housing for a 7Ah battery, and SmartLiving1050L and SmartLiving10100L with housing for a 17Ah battery.

The vast application range of this system spans from just five terminals with the "505" version, to a hundred terminals with the "10100" version.

The five control panel models are certified EN50131-3 Grade 3 and EN50131-6 Grade 2. There are three certified Grade 3 ("G3") models also for EN50131-6 certification.

Innovative BUS technologies


A particularly interesting feature is the new concept of "terminals" attributable to FlexO technology. This concept revolutionizes the static perspective of inputs and outputs and provides the installer with a more adaptable approach to system customization and what is more, a different perception of in-stock needs.

Application of Easy4U technology provides installers and end users alike with all the advantages of an uncomplicated yet effective interface.

The innovative concept of "shortcuts" makes system control effortless and greatly simplifies system programming, which is fully piloted by this straightforward interface.

Inim's new-generation I-BUS is the backbone of the SmartLiving system. The I-BUS is capable of transmitting at an extremely high speed, unmatched in this market segment. The performance capabilities of the I-BUS have been utilized in such a way as to allow it to manage complex topologies, provide fast-load-insensitive response and end-to-end noise immune voice transmissions, all without need of any extra wiring.

Thus, from this new-generation bus came VoB technology for voice over bus transmissions. The I-BUS allows the SmartLiving system to grow in accordance with installation needs. The bus accepts proximity readers, keypads with graphic displays, input/output expansions, wireless transceivers, GSM diallers and sounderflashers. The SmartLiving system is capable of enrolling all the bus peripherals automatically, thus further smoothing the process of system configuration. The I-BUS can be protected, sectioned and regenerated by means of IB100 bus isolators/regenerators.



System functions, features and options

The control panel can be enhanced with a SmartLogos board. As a result of VoIB technology, this board provides a vast assortment of advanced voice functions which make the SmartLiving system a breakthrough product in the sector of intrusion control. The matrix is the brain of the system and allows the correlation of the actions and events the system manages. Each of the system events can be associated with output actions, voice dialler actions and digital dialler actions. The system can be accessed by user codes and proximity keys/cards. It is possible to associate each code/key/card with one of the Weekly Timers which can then be programmed to enable/disable it at certain times of the day.

The smartLiving system can be configured as a "hybrid" system in view of the fact that it is capable of managing both hardwired and "Air2" wireless peripherals. This type of configuration allows it to integrate the new-generation wireless capabilities provided by the "Air2" two-way transceiver. The excellence of connection flexibility offered by the SmartLiving system is yet another of its strongpoints. The system offers an all-set-to-go Voice dialler and a likewise friendly Digital dialler that readily satisfies all the requirements of alarm receiving centres. The SmartLiving system can also be accessed and controlled over-the-phone (PSTN) via the SmartModem100. Additionally, if you wish to provide the system with an alternative communication channel over the GSM network, simply install Nexus. This innovative GSM device manages voice and digital communications, receives SMS commands and sends programmable SMS messages when specific events occur.

The SmartLAN/SI and SmartLAN/G boards offer a level of connection flexibility which is unparalleled. These boards provide TCP/IP connectivity and allow the intrusion control panel to send e-mails and attachments. They allow end users/operators to access the system via the Internet and provide a web-server function.

The latter allows end users/operators to connect to the control panel from any PC and verify the status of the system and interact with it. The web-server, embedded in the SmartLAN/G, also allows users/operators to use their Smartphones as SmartLiving wireless keypads, both inside the protected premises, via WiFi, or from any part of the world over GPRS. The web server offers advanced features such as customizable interactive graphic maps, or the possibility to access ONVIF video verification functions.

The control panel can be programmed from any LCD keypad or via a PC running SmartLeague software. Programming from an LCD keypad is quick and easy, as it is possible to use the default settings which completely eliminate the need to configure the parameters of the Voice dialler and Digital dialler. This programming method is very straightforward, as the operator is guided through the process by means of explicit graphics and easily understandable visual instructions. Configuring the system from a PC is totally trouble free, as it is mainly a series of cut-and-paste and drag-and-drop operations which reduce the operators work to a minimum. SmartLeague software provides an innovative Text-to-speech function which allows operators to create voice messages by merely typing-in the relative text. This function eliminates all the difficulties attached to normal voice recording. The high-speed RS232 port reduces local on-site programming to a split-second task.

Main features of SmartLiving Systems

	SMARTLIVING				
	505	515	1050 1050/G3	1050L 1050L/G3	10100L 10100L/G3
Hardware features					
Number of terminals supported by the system	5	15	50		100
Number of terminals available for mapping and relocation	5	15	50		100
Terminals on motherboard (configurable as inputs or outputs) -	5 (0)	5 (0)	10 (5)		10 (5)
Programmable relay on motherboard	1	1	1		1
Number of programmable open-collector outputs on motherboard	2 (150mA)		2 (500mA)		
Number of partitions available	5		10		15
Relay and power-diffusion board (accessory item)	-	-	-	Yes	
IP Connectivity management (using SmartLAN)	Yes				
Digital communicator with SIA-IP protocol (options SmartLAN/SI, SmartLAN/G, Nexus/G)	Yes				
Flex5 expansion board housing	-	-	-	Yes	
GSM device housing	Yes				
Power supply	1.2A	1.2A	3A		5A
RS232 Port	Yes				
Power charge monitored by temperature probe (ProbeTh accessory item)	Yes				
Battery test circuit	Yes				
Control-panel firmware upgrading capability	Yes				
Peripheral-firmware upgrading capability via control panel	Yes				
Enclosure	Metal				
Battery housing	7Ah			2x17Ah	
Dimensions (HxWxD)	305x220x80 mm			500x380x95 mm	
Weight without battery	2.5 Kg	2.5 Kg	2.2 Kg	5.1 Kg	5.3 Kg
I-Bus devices					
I-BUS peripherals enrolled automatically	Yes				
Number of Joy, nCode/G and Concept/G keypads supported	5		10		15
Number of nBy readers supported	10		20		30
Number of Flex5 5-terminal Expansions supported	4	10	20		40
Ivy-B Sounderflasher	10				
Air2 Wireless Transceivers supported (with automatic channel search)	4	10	20		30
Nexus GSM/GPRS module	1				
Air2 wireless devices					
MC100 and MC200 magnetic contacts, IR100 and XIR200W infrared detectors, XDT200W and DT200T dual tech detectors, FD100 smoke detector	5	15	50		100
Wireless keyfobs (KF100)	50		100		150
Authentication					
Installer access codes	2				
Number of user-access codes (can be controlled by timers)	30		50		100
Number of nKey Tags or nCards card (can be controlled by timers)	50		100		150
Telephone communications					
Telephone contact numbers	15				
Telephone line check	Yes				
Automatic voice dialer (SmartLogos30M option, refer to Voice functions)	Yes				
Integrated automatic digital-dialer	Yes				
Integrated remote programming modem	Yes				
Input terminals					
Auto-learning of zone-balance •	Yes				
Zone doubling (each input manages 2 zones)	Yes				
Input terminals for shock and rollerblind sensors on control panel	2				
Number of input terminals for shock and rollerblind sensors on keypad	2 on Alien, 2 on Joy, 1 on Concept				
Number of input terminals for shock and rollerblind sensors on expansion boards configurable as inputs or outputs	4				
Programmable input-zone thresholds	Yes				
Input threshold trimmer •	Yes				

Operating principles and features of Smartliving system

	SMARTLIVING				
	505	515	1050 1050/G3	1050L 1050L/G3	10100L 10100L/G3
Voice functions on motherboard					
Keypad-to-keypad Intercom (Joy/MAX keypads)				Yes	
Remote Listen-in function with choice of location (Joy/MAX keypads)				Yes	
Voice functions on SmartLogos30M board (accessory item)					
Automatic-Answerphone function (customizable)				Yes	
Voice-memo slot (one message per Joy/MAX keypad)				Yes	
Local voice-prompt menu (customizable)				Yes	
Voice-prompt menu over-the-phone (customizable)				Yes	
Voice notifier on local keypads Joy/MAX, Alien/S and Alien/G				Yes	
Automatic Voice-dialer				Yes	
Message recording at Joy/MAX, Alien/S and Alien/G keypads				Yes	
Message recording from PC (using microphone or .wav)				Yes	
Message recording from PC (using text-to-speech function)				Yes	
Nexus and Nexus/G GSM functions					
Voice dialer over GSM Network				Yes	
Sends pre-edited and customizable SMS text messages for each event				Yes	
Programmable priority-management of PSTN and GSM channels for each event				Yes	
Activates control panel shortcuts via SMS text message or CallerID				Yes	
Answerphone and DTMF command management functions				Yes	
Automatic credit enquiry				Yes	
Voice, digital and SMS message Emergency communication				Yes	
Nexus/G functions					
SIA-IP protocol digital communicator				Yes	
Control panel programming and management via GPRS				Yes	
UCS2 character set management				Yes	
Other features					
Week-to-week timers (each with 15 'exception' periods) for automatic arming and enablement			10		20
Thermostats with manual, daily, weekly and antifreeze management (from 3.00 version)		5	10		15
Programmable timer-controlled events (4.00 version only)		10	30		50
Automatic daylight saving time			Yes		
Programmable scenarios (arming configurations)			30		
Shortcuts (one-stroke actions)			38		
Programmable icons			50		
Number of trigger events	410	480	890		1480
Rolling event buffer			500		1000
Events log filter			Yes		
Saves compact event details			Yes		
Manages shortcuts on function keys (12) and on numeric keys (10) on Joy and Concept keypads			Yes		
Shortcuts on LEDs (4) on nBy Readers			Yes		
Manages Events-Actions matrix			Yes		
Generates "start of" event-related actions			Yes		
Generates "end of" event-related actions			Yes		
Zone test from keypad			Yes		
Programming software runs under Windows			Yes		

• Patent Pending.

Certifications

	505	515	1050	1050/G3	1050L	1050L/G3	10100L	10100L/G3
EN50131-3	Grade 3	Grade 3	Grade 3	Grade 3	Grade 3	Grade 3	Grade 3	Grade 3
EN50131-6	Grade 2	Grade 2	Grade 2	Grade 3	Grade 2	Grade 3	Grade 2	Grade 3

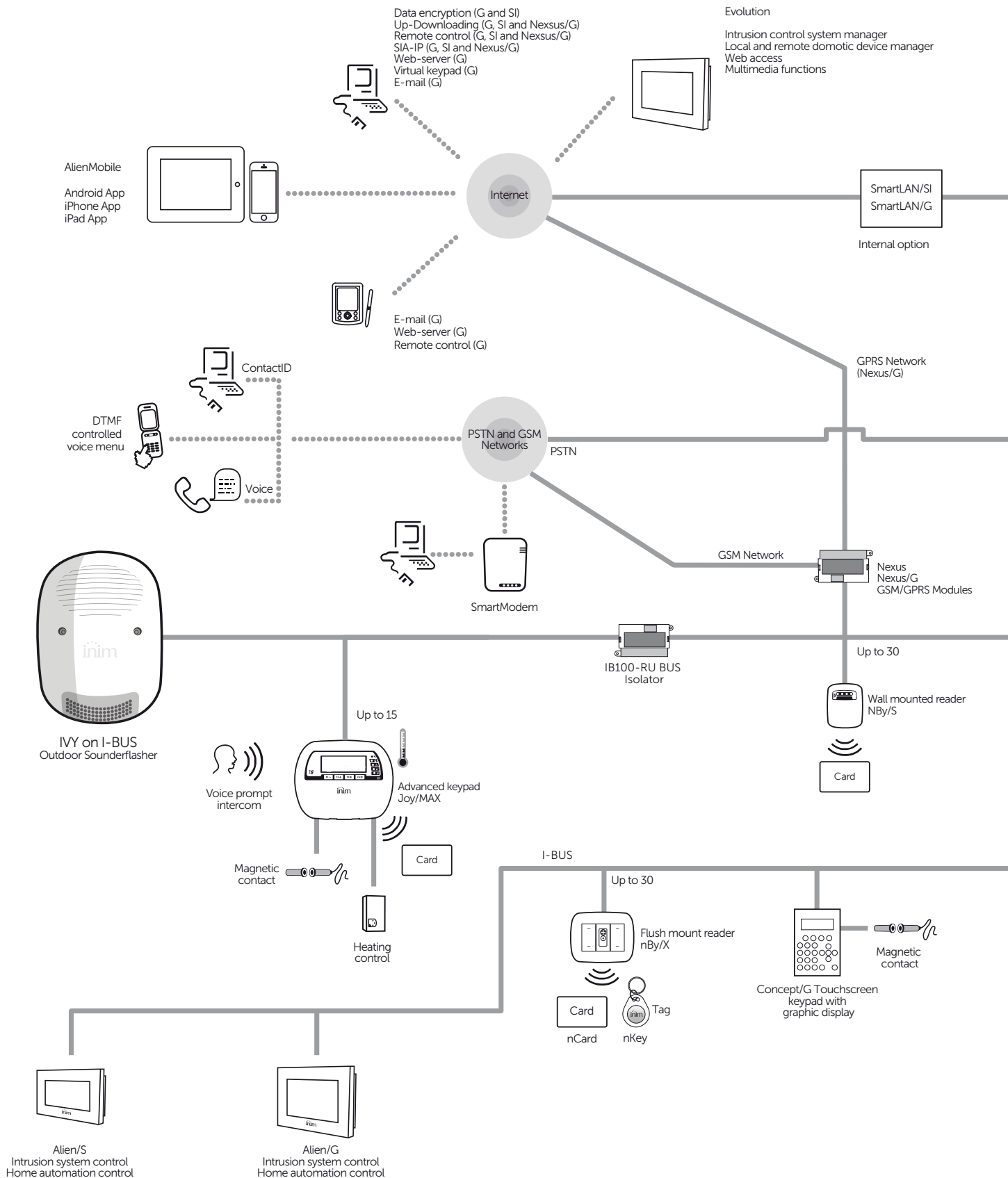
ORDER CODES

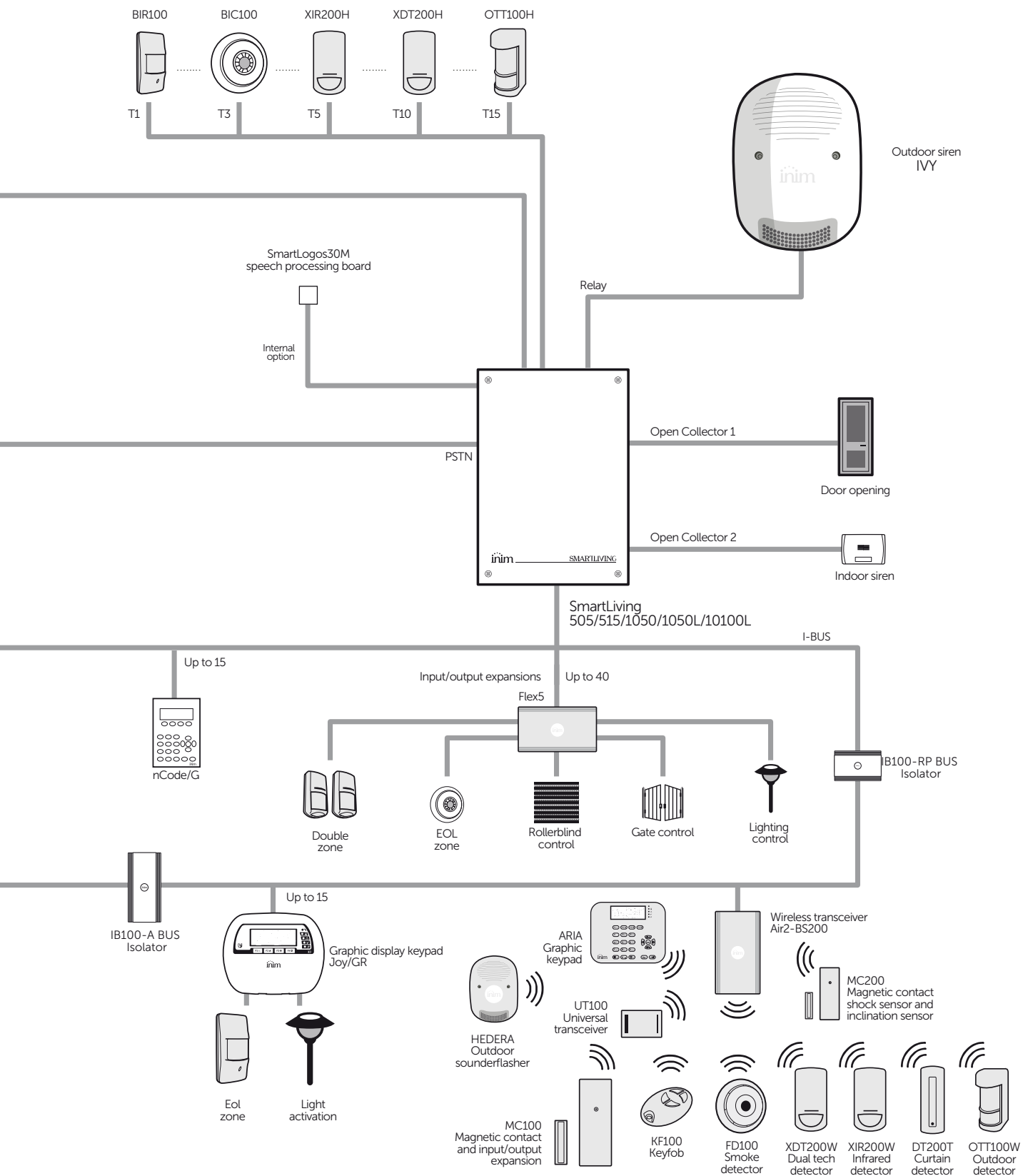
SmartLiving505: intrusion control panel - 5 terminals, 5 partitions, 1.2A power supply, optional connectivity over GSM/GPRS and TCP/IP.**SmartLiving515:** intrusion control panel - 5 to 15 terminals, 5 partitions, 1.2A power supply, optional connectivity over GSM/GPRS and TCP/IP.**SmartLiving1050:** intrusion control panel - 10 to 50 terminals, 10 partitions, 3A power supply, optional connectivity over GSM/GPRS and TCP/IP.**SmartLiving1050L:** intrusion control panel - 10 to 50 terminals, 10 partitions, 3A power supply, optional connectivity over GSM/GPRS and TCP/IP.**SmartLiving10100L:** intrusion control panel -10 to 100 terminals, 10 partitions, 3A power supply, optional connectivity over GSM/GPRS and TCP/IP.**SmartLiving1050/G3:** intrusion control panel - 10 to 50 terminals, 10 partitions, 3A power supply, optional connectivity over GSM/GPRS and TCP/IP. Certified EN50131-6 grade 3.**SmartLiving1050L/G3:** intrusion control panel - 10 to 50 terminals, 10 partitions, 3A power supply, optional connectivity over GSM/GPRS and TCP/IP. Certified EN50131-6 grade 3.**SmartLiving10100L/G3:** intrusion control panel -10 to 100 terminals, 10 partitions, 3A power supply, optional connectivity over GSM/GPRS and TCP/IP. Certified EN50131-6 grade 3.**SLivingMAN-PROG:** programming guide for SmartLiving systems.

CONTROL PANELS

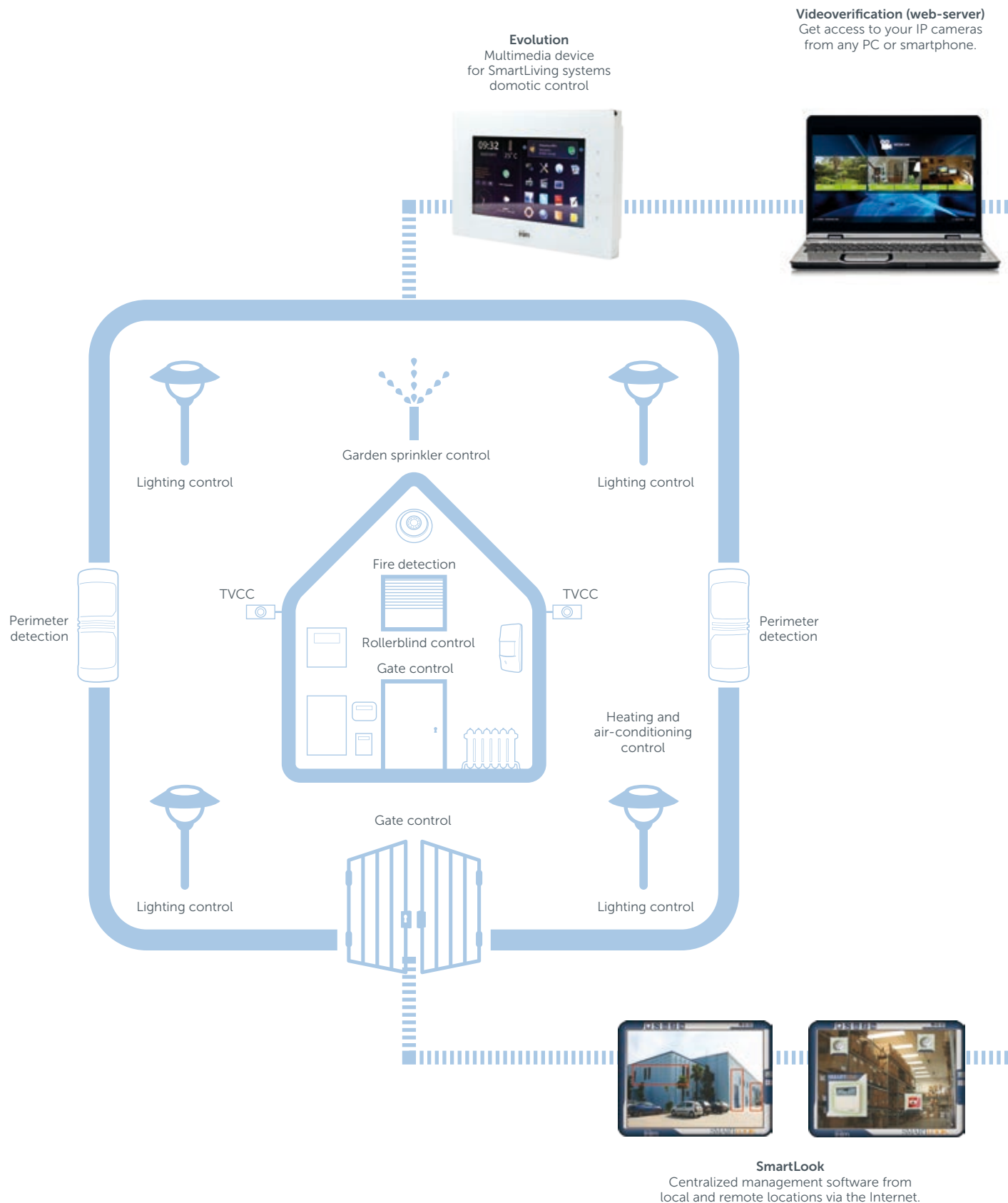
EN50131-3
EN50131-6
CEI 79-2
CEB T014

SmartLiving System





SmartLiving System: home automation the Inim way





Virtual Keypad (webserver)

Reach your intrusion and home automation control panel from any PC via the internet.



AlienMobile

Android App
iPhone App
iPad App.



E-mail.

Receive emails and attachments from INIM intrusion, home automation or fire control panels on your PC or Smartphone.



Video

Click on the link and view the real-time webcam video.

Alien/S

4.3 inch touchscreen user interface.



SmartLiving

Intrusion and home automation control panel.



IGKNX100

Gateway interface between SmartLiving systems and KNX systems.



Alien/G

7 inch touchscreen user interface.

LAN Network Internet Network

TOUCHSCREEN KEYPADS

Alien/G and Alien/S

Touchscreen user interface



Alien, the touchscreen user interface the security market has been waiting for. Alien is the maximum in simplicity and clarity, two things always present in the minds of installers and end-users alike. It delivers an easy-to-use, intuitive interface for fast selection, interactive input and much more. Alien offers a self-explanatory operating concept with a leading edge. All writing is large and well-defined and the icons leave no doubt as to the functions they refer to. Moreover, its advanced solution portfolio is capable of showing users the easiest way of dealing with anomaly, alarm or fault signaling. So, users will never be confused because Alien, with its clear and understandable instructions, will guide them effortlessly through every situation.

Above all, Alien integrates automation and security. Just a fingertip touch on the display arms, disarms or bypasses parts of the system or even activates the pre-programmed scenarios. With the greatest of ease users can access advanced information regarding the status of the system objects (zones, outputs, etc.) and the memory of events.

Graphic management is truly captivating and up to the minute.

In fact, it is very similar to that of some the most prestigious smartphones currently on the market. And, like smartphones, Alien offers users a vast array of options to meet their personal tastes and requirements.

Alien provides three skin options (Young, Elegant or Soft) and allows users to customize the background. Besides display brightness and contrast control, Alien offers transparency adjustment for a more interesting graphic effect. The integrated microphone and speaker application offers a variety of voice functions, for instance, a voice guide for arm and disarm operations, a system event announcer and room to room intercom capabilities for intercommunication in large buildings or homes. In addition to the voice functions, Alien has an on-board proximity reader and a sensor for room-temperature readings.

The temperature sensor permits display of the room temperature and management of the chrono-thermostat function (in manual, weekly or anti-freeze mode).

The proximity reader allows access to the system by means of TAGs or CARDS thus eliminating the need of code entry.

The "graphic maps" application on the Alien user interface, allows you to control and interact with the system by working directly on the layouts or images that represent the various environments. The installer has the possibility to configure a number of graphic maps, each made up of a background image capable of containing 20 objects. The objects can be associated with a set of icons (modifiable) that represent their real-time operating status thus allowing immediate verification of the condition of the system.

Alien allows you to navigate through different graphic maps in order to generate the desired hierarchy.

The Alarm clock/Reminder application helps you to remember appointments and important events and gives a helping hand to the memory challenged, such as the elderly, by keeping track of things day to day. It provides two distinct event types: the Alarm event which allows you to set time and day of the week, and the Reminder event which can be programmed on a day-of-the-week basis with two time settings or specific date with two time settings and various periodicity.

Alien even has a 32GB SD card slot for storage of photos and images which can be scrolled in photo-frame mode.

Alien can be programmed through SmartLeague, the SmartLiving system programming software.

What is more, Alien has a USB interface which allows users to save photos and images on the SD card. This USB interface can also be used when programming the SmartLiving system Alien is connected to. This programming method means there is no need for the installer to open the control panel, seeing as the SmartLiving programming menu can be accessed directly through the Alien

touchscreen. In this way, the installer has both a vast menu of options and the traditional functionality of programming from a keypad. The interface between the Alien touchscreen and the control panel is achieved through INIM's traditional I-BUS thus making Alien suitable for use with all models in the SmartLiving range. Both the 4.3 inch and 7 inch version of the Alien are equally elegant and blend in perfectly with all decor. The Alien/S, the 4.3 inch version, mounts to standard backboxes.

The Alien/G flush-mounts to the wall to provide a truly sleek, streamlined look. Both versions come in black or white casings.

The Alien is also available with an integrated wireless transceiver. This means the keypad is capable of managing autonomously the Air2 wireless system and interfacing it directly with the SmartLiving control panel without the need of a BS200 transceiver: a solution that simplifies the installation and maintenance of a hybrid hardwired/wireless system.

Alien/ST and Alien/GT are capable of managing up to 50 field devices and up to a hundred wireless keys.



Alien/SN

Alien/GB

Graphic maps on Alien/SN and Alien/GB

Main features of the Alien touchscreen

	Alien/S	Alien/G	Alien/ST	Alien/GT
Display size	4.3 inches	7 inches	4.3 inches	7 inches
Colours	65.000	65.000	65.000	65.000
Resolution	480x272	800x480	480x272	800x480
Touchscreen	Yes			
Protection	Removal or Dislodgement with Micro-electromechanical technology	Yes	Removal or Dislodgement with Micro-electromechanical technology	Yes
Input/Output terminals	-	2	-	2
USB interface	Yes			
SD card interface	Yes, up to 32 GB			
Photo frame function	Yes, with SD card images			
Customizable backgrounds	Yes			
Skin selection	Yes			
Alarm clock/Reminder application	Yes			
Interactive and customizable graphic maps	Yes			
System interface	I-Bus			
Wireless transmission	-	Two-way		
Number of wireless devices supported (magnetic contacts or detectors)	-	50		
Manages wireless signals (inputs and outputs)	-	50 - simulates up to 10 Flex5 expansion boards		
Wireless keys supported (KF100)	-	100		
Compatible control panels	All SmartLiving models (505, 515, 1050, 1050L, 10100-5.0 version)			
Standard backbox mount	Yes	-	Yes	-
Flush mount	-	Yes	-	Yes
Dimensions (HxWxD)	81x131x17 mm	143x219x34 mm (143x219x17 mm for flush mounting)	81x131x17 mm	143x219x34 mm (143x219x17 mm for flush mounting)
Weight	160 g	520 g	160 g	520 g

ORDER CODES

Alien/SB: 4.3 inch colour touchscreen interface on I-Bus. White casing.

Alien/SN: 4.3 inch colour touchscreen interface on I-Bus. Black casing.

Alien/GB: 7 inch colour touchscreen interface on I-Bus. White casing.

Alien/GN: 7 inch colour touchscreen interface on I-Bus. Black casing.

Alien/STB: user-interface with 4.3 inch colour touchscreen and integrated wireless transceiver. White casing

Alien/STN: user-interface with 4.3 inch colour touchscreen and integrated wireless transceiver. Black casing

Alien/GTB: user-interface with 7 inch colour touchscreen and integrated wireless transceiver. White casing

Alien/GTN: user-interface with 7 inch colour touchscreen and integrated wireless transceiver. Black casing

Joy, nCode/G and Concept/G



Joy/MAX



Concept/GB



nCode/GN

The keypad plays a major role in every intrusion-control system. It is the appliance which users deal with daily, therefore, ease of use is essential. Additionally, it is also part of the furnishings and must blend in perfectly with its surroundings. INIM keypads do just that. They skilfully combine first-rate technical features with an elegant design which flatters even the most exacting backdrop requirements. The sleek casing and slimline key assembly considerably reduce overall size without giving way to reduced manageability. The explicit display icons clearly indicate the "Shortcuts" that transform normally time-consuming sequences into simple keystroke commands through the 4 function keys.

Following is a description of the features provided by the Joy, nCode/G and Concept/G keypads.

Joy series keypads

Joy series keypads come in light-coloured casings with keypad-protecting down flips. These attractive keypads provide 4 on-view "Shortcut" keys which also work as "Emergency key duos". The Joy series keypads are primary Easy4U technology components thus allow users to take full advantage of the "Shortcuts" and voice functions. The two models differ only in potential. The Joy/MAX has several important enhancements, for example, the on-board microphone and speaker unit for voice functions. The Joy/MAX keypad is capable of guiding users through operations by means of voice prompts. These prompts steer users through operations with ease and pilot every step of arm/disarm operations. The voice functions also provide notification of events which occur on the system and consent to keypad to keypad intercom connections. The Joy/MAX keypad is also equipped with a reader and a room-temperature sensor (shown on the display). The temperature sensor also functions as a thermostat for room-heating control which can be set in manual, weekly, anti-freeze mode. The built-in reader allows users to access the system using a Tag or Card instead of typing in a code. Both models are equipped with two input/output terminals and dislodgement and open-tamper protection devices.

Concept/G keypads

This effective key-free system management tool makes it much easier for end-users to interact with their security systems. The super bright, intuitive touchscreen permits fast access to all functions and consents to trouble-free control of the security system. The certainty of the superior technology embedded in this product is immediately apparent. Touchscreen control offers unbeatable accuracy and enhances reliability. The easy-clean, glossy black casing with its attractive vertical structure allows this product to blend seamlessly with any décor. 4 "Shortcut" keys, located directly under the graphic display, allow easy control of the system and also operate as "Emergency key duos".

The Concept/G keypad is equipped with an input/output terminal and dislodgement and open-tamper protection devices.

nCode/G series keypads

nCode/G series keypads have glossy black or white casings with an attractive vertical profile. The polished contour of this keypad conveys the certainty of the superior technology inbuilt in this product.

The keys are always conveniently on view to ensure fast access to all functions. The 4 "Shortcut" keys, directly under the graphic display, allow easy control of the system and also operate as "Emergency key duos".

The nCode/G keypad is equipped with an input/output terminal and dislodgement and open tamper devices.



Joy/GR



Concept/GN



nCode/GB

The following table describes the main features of the Joy, Concept/G and nCode/G series keypads

	nCode/G	Concept/G	Joy/GR	Joy/MAX
Backlit graphic display	Yes	Yes	Yes	Yes
Easy4U icon interface	Yes	Yes	Yes	Yes
Easy4U voice interface	-	-	-	Yes
Programmable "In Standby" backlight	Yes	Yes	Yes	Yes
Programmable "Active" backlight	Yes	Yes	Yes	Yes
4 signalling LEDs	Yes	Yes	Yes	Yes
FlexIO terminals programmable as Inputs or outputs	1	1	2	2
Input terminals accept rollerblind sensors	Yes	Yes	Yes	Yes
Output terminal	Yes (150mA)	Yes (150mA)	Yes (150mA)	Yes (150mA)
Signalling Buzzer	Yes	Yes	Yes	Yes
Protected against break-open tamper (casing open)	Yes	Yes	Yes	Yes
Protected against break-off tamper (unit off wall)	Yes	Yes	Yes	Yes
Flush mount to gang boxes	Yes	Yes	Yes	Yes
Microphone and speaker:	-	-	-	Yes
User menu voice prompts Message recording Message playback Intercom Answerphone Voice notifier Remote Listen-in				
Card/Tag reader with 4 programmable "Shortcuts"	-	-	-	Yes
Access to "Shortcuts" on TAG or CARD	-	-	-	Yes
Temperature sensor with temperature display	-	-	-	Yes
Chronothermostat function (manual, weekly, with anti-freeze function)	-	-	-	Yes
Dimensions (HxWxD)	129x87x16,5 mm	129x87x16,5 mm	116x142x20 mm	116x142x20 mm
Weight	135 g	155 g	160 g	180 g

ORDER CODES

Joy/GR: keypad with backlit graphic display for SmartLiving system control.

Joy/MAX: keypad with backlit graphic display with built-in card reader, microphone, loudspeaker and temperature sensor for SmartLiving system control.

Concept/GN: keypad with backlit graphic display and touch keys for SmartLiving system control, in black enclosure.

Concept/GB: keypad with backlit graphic display and touch keys for SmartLiving system control, in white enclosure.

nCode/GN: keypad with backlit graphic display for SmartLiving system control, in black enclosure.

nCode/GB: keypad with backlit graphic display for SmartLiving system control, in white enclosure.

Evolution

Multimedia device
for domotic control
in SmartLiving systems.



If you have a passion for technology then you will certainly have a passion for INIM's Evolution.

The Evolution is a multimedia touch-screen interface which allows you to manage SmartLiving intrusion-control systems.

In addition to intrusion-control functions, the Evolution provides a generous range of multimedia and domotic functions.

It is the full touch-screen experience. Just a few touches on the 7" colour screen allow you to activate the functions you want to use. The Evolution is capable of managing the intrusion-control system in your home and, if you necessary, also the one in your office. In fact, it can handle up to 10 different SmartLiving intrusion systems as if they were one single system.

Moreover, if an event occurs on one of the network systems, the Evolution will provide you with an instant pop-up message with all the event details. Additionally, the real-time video-flow from the 4 IP cameras will let you to see exactly what is going on in the protected area. The user-friendly Evolution allows operators to set up interactions between control panels and create one big network from the various distinct systems. The integrated functions of the Evolution are managed by the powerful EVO-SUITE software, developed in Linux environment at INIM's software laboratory.

This flexible software allows you to arm, disarm or split the local system or one of the remote systems by simply touching the screen. It also provides advanced information regarding the status of the various system objects (zones, outputs) and the events memory. The Evolution can also operate as a video terminal and, in this way, allows control both local and remote IP cameras. This function allows you to check on the garden at home and the gate at work in the exact same manner, even when you away. This useful daily-surveillance function is extremely important when alarms occur.

In fact, when the Evolution is connected to the IP cameras, it provides instant video-verification of exactly what is happening in the protected area and, consequently, allows you to take the appropriate actions.

This all goes to show that "Evolution" is also an excellent video-verification tool.

Additionally, the Evolution provides a video-intercom function which allows you to see who is at your gate or door and, furthermore, also lets you allow entrance by simply touching the screen.

The widgets and buttons you intend to use can be located anywhere on the touchscreen. The buttons have programmable graphics and can be easily associated with the icon which is most suitable for the respective touch-screen function. In this way, you can switch on lights, activate garden sprinklers, turn on air-conditioning systems, open venetian blinds, roll up roller blinds, open gates, view camera images, open Internet browsers and much more. There has never been such flexibility. As well as the screen buttons, you also have widgets.

These are zones on the screen which are capable of displaying real-time information. For example, the analogue clock widget displays the local time, likewise, the weather widget displays worldwide temperatures and weather conditions.

The interesting RSS widget makes adding updates from any RSS feed extremely simple. If you are a football fan, you can obtain real-time posts from your favourite website. The same goes for politics, culture, economy and finance. All you need to do is ask the Evolution to post the news you want and, as a result, you no longer have to find news: the news will find you!

If you want the Evolution to display your favourite photos or the photos of your last holiday, all you need to do is activate the slide-show widget. The photos of your happiest moments will appear on the screen, either on request or when the screen has been inactive for some time. The photos reside on a folder of an SD card (optional) on-board the Evolution.

The folder can be updated when required by downloading the SD card via the network, therefore, there is no need to remove it from the product.

The Evolution interfaces with other system devices through the Ethernet network connection and takes full advantage of IP connectivity capacity to provide detailed information in realtime. This approach allows you to create a minimally-invasive installation. Furthermore, if you are looking for a stylish finish and wish the Evolution to blend almost seamlessly into its surroundings, you can use the elegant flush-mount casing which almost disappears into the wall. The Evolution can be programmed through two applications, one dedicated to the installer, EVO-PRO, and the other to the end-user, EVO-LIGHT.

The installer's application allows you to programme the sections relating to the system security; whereas, the user's application focuses on the multimedia aspects of the device.

Both applications are based on the "drag-n-drop" method for fast, intuitive graphic programming. Another two important features are the map management function and the webserver. Starting from an image, you can generate an interactive map which allows



Interactive maps



Webserver

you to add and position fully customizable icons and buttons.

Furthermore, by means of InterMap links, you can build a tree structure which allows you to navigate quickly through the maps.

Thanks to the integrated web interface (which replicates the Evolution touchscreen) you will be able to connect to the Evolution device via PC, tablet or smartphone, giving you the feeling of being 'at home' no matter where you are in the world.

The Evolution comes in a black or white casing to suit different décor requirements.

Main features

Intrusion Functions

SmartLiving panel zones: status visualization, unbypassed, bypassed

SmartLiving panel outputs: status visualization, activation, deactivation

Evolution outputs: status visualization, activation, deactivation

SmartLiving panel partitions: status visualization, arm, disarm

View SmartLiving panel events log

Domotic Functions

Scenario activation on the SmartLiving panel

4 programmable CapSense buttons

Multiple-installation management (up to 10 control panels)

IP camera management (up to 16)

Multimedia management of events with text visualization, audio file playback, fixed images, realtime webcam images and the possibility to perform contextual actions

Cause/Effect event management on distinct SmartLiving panels

Manages interactive, customizable maps for domotic supervision and control

Multimedia Functions

Homepage enhancing widgets (up to 4)

- Analogue clock

- Weather forecast

- Slideshow option

- RSS reader

- Control panel status (zones, partitions, outputs)

Homepage with programmable buttons (up to 8) assignable to home automation (activations, scenarios, etc.)

Pre-defined facebook and twitter buttons

Audio playback

Video playback

Photoframe function

Web browser with Qwerty keyboard

Other features

7 inch colour display (800x480)

RJ45 Ethernet Connection

Manages up to 10 SmartLiving control panels

Webserver with Evolution user interface for connections via PC, tablet or smartphone

Manages up to 16 IP cameras recallable by the user

Manages a different IP camera for each configured (pop up) event

Up to 5 outputs can be activated by CapSense button or touchscreen button

Flush-mount enclosure

EVO-SUITE management software in Linux environment

Optional power supply

Dimensions (HxWxD)

143 x 219 x 34 mm (143 x 219 x 17 mm for flush mounting)

Weight

570 g

ORDER CODES

Evolution/SB: Multimedia device for domotic control of SmartLiving systems with Ethernet interface. White casing.

Evolution/SN: Multimedia device for domotic control of SmartLiving systems with Ethernet interface. Black casing.

Proximity readers - nBy series



wall-mount **nBy/S** reader



nBy/X universal flush-mount
nBy/X reader
(patent pending)

The proximity reader is the easiest way to interact with the SmartLiving intrusion control system. By simply holding a tag or card in the vicinity of the reader it is possible to control the system.

The proximity reader is particularly useful when arming or disarming the system or specific partitions. However, it can also be used to control remote appliances such as doors or lights, or even to trigger "groups of actions" associated with specific "Shortcuts".

INIM offers two models: the Wall-mount nBy/S, and the Flush-mount nBy/X.

The Wall-mount nBy/S has been especially designed to merge with various types of residential and commercial surroundings. Its stylish appearance and reduced size make it totally backdrop-friendly.

The Wall-mount nBy/S is equipped with break-open and break-off tamper protection and a warning buzzer (used by the control panel to provide audible signals).

Moreover, on account of the mechanical solutions employed and the heavy-duty enclosure, the Wall-mount nBy/S model is IP34 rated and therefore is suitable for outdoor use. The Flush-mount nBy/X is a gem of electronic and mechanical engineering.

Every day installers are faced with new-style cover plates.

Different sizes, shapes and even colours appear regularly, yet in spite of this over-provision it is still difficult to find the right reader for the cover plates used at the place of installation.

INIM's R & D professionals decided to accept the challenge and solve this problem.

And now, thanks to their brilliant perception of installer company needs, INIM is able to offer a "Universal" solution that integrates proximity readers with all makes of cover plates.

With the Flush-mount nBy/X the problem of reader-compatibility with cover plates does not exist. Both wall and flush mount models are equipped with four LEDs which can be associated with Arming "Scenarios" (Arming configurations) or "Shortcuts" (actions which transform normally time-consuming sequences into single action commands). It is also possible to program a tag or card with a customized "Shortcut" that is valid for a specific tag or card user only.

The Proximity Reader system can be controlled by tags or cards.



nKey



nBoss/N and nBoss/R



nCard



Example of flush-mounted nBy/X

Main features

	nBy/S	nBy/X	nKey	nCard	nBoss
Dimensions (HxWxD)	80x64x17 mm	50x19x51 mm	35x28x6 mm	54x85x1 mm	85x29x4 mm
Weight	45 g	25 g	5 g	6 g	15 g

ORDER CODES

nBy/S: reader RFID wall mount.

nBy/X: universal flush mount nBy/X reader.

nKey: plastic tag for RFID readers - nBy series.


nCard: card for RFID reader - nBy series.

nBoss/N: tag in black leather for nBy proximity readers.

nBoss/R: tag in red leather for nBy proximity readers.

SmartLogos30M

Voice board for SmartLiving intrusion control panels



To really appreciate the vast array of exceptional voice functions offered by the SmartLogos30M board, you have to see it in operation with a SmartLiving system. Although small, this board packs a concentrate of superior technology and unique features that are hard to find in today's intrusion control systems.

Even the numbers relating to the main features of this tool give some idea of its capabilities. In fact, the SmartLogos30M board provides 30 minutes of voice transmission which can be allocated to as many as 500 voice messages.

And, all you need to do is type-in the contact telephone numbers and the SmartLogos30M-equipped panel will be capable of sending 400 factory-recorded messages. After that, simply change the "names" of the system elements and you will have a customized system. Customization can be done at the keypad, using the voice programming function or via a computer. In the latter case, the solutions are truly state-of-the-art. You can either record a message through the computer microphone, or extract a .wav file from an archive and send it to the control panel.

SmartLogos30M also offers a text-to-speech function which allows you to record messages by simply typing-in the respective text and generating the voice message through the computer.

Other interesting functions are the Voice menu over-the-phone and Voice menu on-keypad that guide the user through all operations with ease. The voice prompts are already on board and require no programming, you just need to set up the menu (separately for each user). This method eliminates all the difficulties connected with normal voice recording.

In fact, the system generates the voice menu automatically, using the selected pre-recorded messages. In this way, the menu is extremely effective and allows users to interface with the system with ease, whether they are at a keypad or connected to the control by means of a cell phone.

Access to the voice menu from remote locations during calls to and from the control panel (respectively during query/command calls and event report calls).

The combination of the SmartLogos30M potential and VoIB technology allows the SmartLiving system to provide an intercom function which allows users to contact and talk to each other from different parts of the building (warehouse to office, garage to house, etc.). The SmartLogo30M also provides a memo box where the user can leave messages.

Thanks to the SmartLogos30M, the SmartLiving system is capable of warning the system users of events as they occur.

This is useful when it is necessary to inform the user of faults, or to warn the user to leave the protected area after an arming operation, or to warn them to disarm the system after violation of a delayed input zone (during Entry Time).

SmartLogos30M is far more than a simple "voice board". It is a concentrate of technology and easy-to-use advanced functions.

SmartLogos30M, as many other elements of the SmartLiving system allows installers to stand out from the rest and to lead the way.

Main features

Up to 30 minutes of voice-message time	
Recordable voice messages (of which pre-recorded)	500 (400)
Automatic-Answerphone function (customizable)	
Voice-memo slot (one message for Joy/MAX keypad)	
Local voice-prompt menu (customizable)	
Voice-prompt menu over-the-phone (customizable)	
Voice notifier on local keypad (Joy/MAX)	
Automatic Voice-dialer	
Message recording at Joy/MAX keypads	
Message recording from PC (using microphone or .wav)	
Message recording from PC (using text-to-speech function)	
Dimensions (HxWxD)	20x20x15 mm
Weight	10 g

ORDER CODES

SmartLogos30M: voice board for SmartLiving control panels.

Nexus and Nexus/G

I-Bus integrated GSM and GSM/GPRS modules



The Nexus is no run-of-the-mill GSM device. In fact, it is well outside the normal scheme of things and launches the user into the world of connectivity. This device integrates perfectly with SmartLiving control panels to deliver excellence in operational capabilities. Gone are the days when the Nexus was an 'external' peripheral of the control panel. Today, it is an 'internal' element of the SmartLiving system and as such is programmed by simply configuring the control panel. Installation is simple. You just connect the Nexus to the I-Bus in the same way as you would any other peripheral device (keypad, proximity reader or expansion board). You can install it directly on the motherboard or, if you need to improve the GSM reception signal quality, relocate it by means of a simple I-Bus connection. Distance between the GSM device and the control panel presents no problems, as the Bus can easily be expanded by means of IB100 series isolators/repeaters. If you connect the Nexus externally to the control panel, you can activate the emergency communication functions. These functions allow the Nexus to send automatic voice calls, digital reports and SMS messages in the event of communication breakdown (caused by faults or acts of delinquency) between the Nexus and the control panel. Once the Nexus is connected to the BUS of the SmartLiving control panel, it can be programmed to send voice calls and digital reports over the landline (PSTN) and GSM network (interfaced through the Nexus). The Nexus provides a supplementary phone number (SIM number) for the management of incoming calls to the control panel. This allows the system to manage the voice-menu (DTMF commands over-the-phone), which is made available each time the control panel opens a communication with a voice-menu enabled user. Additionally, the Nexus provides the SmartLiving system with a set of send/receive SMS functions. These functions allow the control panel to send customized SMS text messages for each event and also allow the user to send SMS commands to the control panel to activate/deactivate scenarios and outputs and/or make system-status enquiries. All these operations are code protected (Caller ID required). The Nexus is capable of recognizing the service provider and, if duly programmed, will be able to manage 'low credit' conditions. When the device detects such a condition, it will signal the event to the control panel thus prompting the user to take the necessary action. The Nexus/G offers even greater flexibility. It provides all the functions of the Nexus and, when connected to the I-BUS of the SmartLiving control panel, allows users to take advantage of the GSM/GPRS network. This operational capability enables the control panel to become "visible" over the Internet and permits remote access and management through the SmartLeague software application. Such connections are activated either at a keypad or from just about anywhere by simply sending an SMS text message to the Nexus/G. Under normal circumstances, the Nexus/G will connect to the IP address programmed on the control panel. However, for those times when it is not possible to connect to this address (for example, when you are away from your workplace), the Nexus/G offers a truly revolutionary solution. In fact, by sending the Nexus/G an SMS text message containing access credentials and the required IP address, your computer will connect to the Nexus/G within a few seconds. This function allows you to start a remote management session over the GPRS network via a mobile "Internet-key" or hotspot/tethering on any capable smartphone. The Nexus/G also provides the SmartLiving system with a digital communicator toward alarm receiving centres (ARCs) that support SIA-IP protocol. This feature permits the reception of real-time information via IP connections and provides many advantages in terms of cost and performance: a true alternative to landline connectivity. Moreover, the Nexus/G is capable of UCS2 character set management. This codification allows the recognition and forwarding of SMS text messages containing characters typical of non-European languages. Due to the fact that GPRS connections require a service-enabled SIM card, it is always wise to compare the charges levied by the various providers before making your choice. The Nexus and Nexus/G devices come with a magnetic antenna and 3 meters of cable for easy installation.

Main Features

	Nexus	Nexus/G
Voice communicator over GSM network	Yes	
Digital communicator over GSM network	Yes	
Sends pre-set and editable SMS texts for each event	Yes	
Activates control panel scenarios via SMS text message	Yes	
Activates control panel scenarios via Caller ID (200 numbers)	Yes	
Command done SMS text or ring feedback	Yes	
Diverts incoming SMS texts	Yes	
PSTN and GSM channel priority management for each event	Yes	
Answerphone functions and DTMF command management	Yes	
Device status viewable on system keypad	Yes	
Automatic control of remaining credit	Yes	
Emergency report via voice, digital and SMS text communication	Yes	
Device status notification via SMS (remaining credit, operator, faults, etc.)	Yes	
GPRS connectivity	-	Yes
Programming and management of the SmartLiving system via GPRS	-	Yes
IP communicator to alarm receiving centres supporting SIA-IP protocol	-	Yes
UCS2 character set management	-	Yes
Dimensions (HxLxD)	59x108x20 mm	
Weight	60 gr	

ORDER CODES

Nexus: I-BUS integrated GSM/GPRS module for SmartLiving control panels.

Nexus/G: I-BUS integrated GSM/GPRS module for SmartLiving series control panels.

Flex5

Input and Output expansion board



Flex5/P



Flex5/U

The Flex5 expansion board increases the number of inputs (zones) or outputs available on the SmartLiving system. The board receives commands and power via the I-BUS. The power supply to the device and the two ancillary power outputs are protected against short-circuit and overload. The Flex5 expansion board has 5 terminals which can be used as either zones or outputs. If programmed as inputs, terminals 1 to 4 directly accept shock and rollerblind sensors. If programmed as outputs, these terminals can sink 150mA. The Flex5 expansion board has a built-in signalling buzzer which can be activated separately from the terminals. The device is protected against break-open and break-off tamper (these protections can be disabled if necessary).

Main features

	Flex5/P	Flex5/U
Terminals		5
Terminals which accept shock and rollerblind sensors		4
Maximum current draw for output terminals		150mA
Resettable fuse protects bus load current draw		300mA
Ancillary power supply		2
Integrated Buzzer		Yes
Protected against break-open tamper	Yes	-
Protected against break-off tamper	Yes	-
Dimensions (HxWxD)	80x126x27 mm	59x108x20 mm
Weight	106 g	67 g

ORDER CODES

Flex5/P: input and output expansion board with tamper protection.

Flex5/U: input and output expansion board with terminals on-view.

Flex5/DAC

Network Voltage Output expansion board



Flex5/DAC

Flex5/DAC allows full control of domestic loads. Among these, appliances such as washing machines, dryers, ovens and dishwashers. The Flex5/DAC also allows control of other household facilities such as lighting and switches. For these facilities, the Flex5/DAC allows the adjustment of brightness thus providing perfect management of those household scenarios where illumination is a determining factor. The board also allows control of the phase displacement between the current and voltage of each individual output, in such a way as to control any inefficiencies in the electrical distribution system. The simultaneous management of several outputs by the Flex5/DAC also permits light colour adjustments.

Main features

Output terminals programmable as Relay, Triac ON/OFF or Dimmer	5
Operating range in AC	110-230V 50-60Hz
Maximum current draw for each output	$\cos \phi = 1$ 10 A (Relay); 4 A (triac ON/OFF and dimmer)
I-BUS Interface	Yes
Electrical quantity measurement for each output (max and rms)	Current, Voltage, Power
Power factor measurement ($\cos \phi$) for each output	Yes
Anti-opening protection	Yes
DIN rail mount	9 module enclosure
Dimensions (LxWxD)	88x158x58,5mm
Weight	300g

*Can be used with SmartLiving version 6.

ORDER CODES

Flex5/DAC: 5 output dimmer expander, 230V.

IB100

I-BUS Isolators

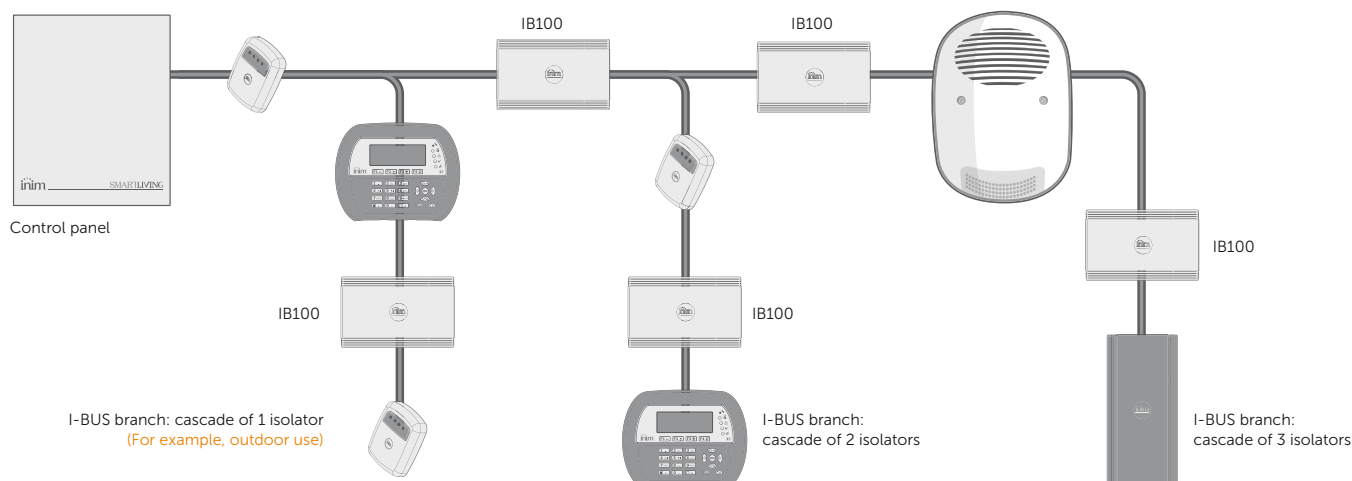
The BUS is without doubt one of the most important components of any intrusion control panel. It is the "backbone" of the system, in fact, the BUS carries information from the control panel to the system peripherals and vice versa.

Therefore, if the system is to provide maximum reliability, then the BUS must do the same. To assist installers in this task, INIM provides several BUS isolator versions. The standard version, IB100-R, protects and regenerates the BUS data signals. The enhanced version, IB100-A, protects and regenerates the BUS data signals and its power supply.

Using an isolator limits BUS trouble caused by eventual anomaly (short-circuit, tamper) to the isolator-protected section and simplifies identification of it the section involved.

As a result of the regeneration feature, fitting an isolator to the BUS also allows you to extend its length.

The IB100-A is also useful safeguard against acts of vandalism acts to peripherals located in non-protected areas. If a peripheral is damaged and the operating capacity of the BUS is at risk, the isolator, installed in the protected area will guarantee the functionality of the rest of the system.



Main features

	IB100-RU	IB100-RP	IB100-A
Maximum number of isolators in cascade	5	5	5
Maximum number of isolators in parallel	50	50	50
Galvanic isolation of data (D, S)	Yes	Yes	Yes
Regeneration of data signals (D, S)	Yes	Yes	Yes
Tamper signaling	-	Yes	Yes
I-BUS analysis function	Yes	Yes	Yes
Address programmable (for firmware upgrading)	Yes	Yes	Yes
Galvanic isolation of power supply (+, -)	Configurable	Configurable	Yes
Regenerated voltage of BUS power supply	-	-	Yes
Regenerated voltage of BUS power supply adjustable from 12 to 16Vdc)	-	-	13,8Vdc
Maximum regenerated current (@13.8Vdc)	-	-	500mA
Permitted interval of input voltage	-	-	8-16Vdc
Dimensions (HxWxD)	59x108x20 mm	80x126x27 mm	171x80x27 mm
Weight	65g	100g	170g

ORDER CODES

IB100-RP: BUS isolator with data regeneration and tamper protection.

IB100-RU: BUS isolator with data regeneration and on-view terminals.

IB100-A: BUS isolator with data and power-supply regeneration and tamper protection.



The Ivy sounders/flashers



The IVY series self-powered sounder/flasher units are a stylish, highly efficient way of rounding off an intrusion control system. Easy to program and even easier to install, these units boast unmatched features and performance. The external heavy duty cover swings down on easy-to-free hinge projections (located on the both sides of the backplate) to provide a practical tool ledge. A metal inner-shroud protects all the components and reinforces the casing. New-generation Light-Emitting-Diode technology provides super-bright flasher signals and allows extra-low power consumption. The units also provide two status LEDs, positioned at the sides of the flasher. The sounder can be programmed to generate different audible signals, thus allowing users to identify different types of alarms and/or locate the place of alarm. The units offer many programmable parameters for maximum application flexibility, such as: Maximum alarm time, Input polarity, Flash frequency per minute, Trigger signal, etc. Two models are available: Standard and BUS. In the "Standard" model alarms are triggered by power cut or by the activation of the ancillary START input. The "BUS" model connects to the SmartLiving BUS and is supervised and managed by the control panel. This direct-connection approach greatly simplifies wiring and system programming. In addition, it consents to the activation of event-related signaling (different signals for different events) programmed through the control panel. The BUS connection allows the control panel to supervise tamper, low-battery and fault signals and also the battery and input-voltage levels. All units are equipped with a test circuit that allows them to spot and report fault conditions instantly to the control panel. They are also protected against dislodgement, forced opening, wire cutting and blow torch tamper. The Ivy/F model has an extra foam-tamper protection provided by the internal infrared circuitry of the loudspeaker. The system structure provides maximum rejection of false alarms. The IVY series Sounder / Flasher units are also available in a "metal look" version.

Main features

	Standard model	"BUS" model -
Power supply	13,8Vdc	13,8Vdc (from I-BUS)
Alarm trigger	Power input	On BUS, with characteristics in accordance with the event
Ancillary trigger input	START input	On BUS
Alarm lock for maintenance	STOP input	On BUS
Ancillary signal LED trigger	LED input	On BUS
Fault signal	FAULT output	On BUS
Tamper signal	Relay with voltage-free contact	On BUS
Separate audible and visual signaling	-	Yes
Volume adjustment	-	Yes
Power-voltage reading	-	Yes
Battery-voltage reading	-	Yes
Temperature reading	-	Yes
Dislodgement and Open-casing tamper protection	Yes	Yes
Blow-torch tamper protection	Yes	Yes
Foam tamper protection (F model only)	Yes	Yes
Metal inner-shroud	Yes	Yes
Super bright LED technology flasher	Yes	Yes
On-unit sounder/flasher parameter programming	Yes	Yes
Sound emission @ 3m.	103dBA	103dBA
IP34 rating	IP34	IP34
Dimensions (HxWxD)	288x207x106 mm	288x207x106 mm
Weight	2,7 Kg	2,7 Kg

- Compatible with SmartLiving panels from version 3.00.

ORDER CODES

Ivy: self-powered sounder/flasher for outdoor installation.

Ivy-F: self-powered sounder/flasher for outdoor installation with foam-tamper protection.

Ivy-M: self-powered sounder/flasher for outdoor installation, metal look.

Ivy-FM: self-powered sounder/flasher for outdoor installation with foam-tamper protection, metal look.

Ivy-B: self-powered sounder/flasher for outdoor installation with BUS interface feature.

Ivy-BF: self-powered sounder/flasher for outdoor installation with foam-tamper protection and BUS interface feature.

Ivy-BM: self-powered sounder/flasher for outdoor installation, metal look with BUS interface feature.

Ivy-BFM: self-powered sounder/flasher for outdoor installation with foam-tamper protection, metal look with BUS interface feature.

NRB100 Hornstrobe in stainless steel



The NRB100 self-powered hornstrobe is a highly efficient, heavy duty signalling device housed inside a stainless steel enclosure. A microprocessor continuously monitors all the device parameters and ensures high reliability and high-rate performance. Separate horn and flasher activation inputs provide maximum application flexibility. Horn signalling is managed by two piezoelectric elements which generate 110dBA @ 3m. NRB100 is capable of signalling open enclosure and dislodgement tamper on an output contact which provides 7 different balance modes. The NRB100 is also equipped with an LED input which provides an ancillary signal inside the device.

Main features

Operating voltage 13.8V
Power voltage and alarm activation input
Alarm trigger input (B)
Flasher trigger input (F)
LED trigger input for ancillary signal (LED)
Programmable input polarity
Tamper signal contact with programmable balance resistance
Dislodgement and Open-enclosure protection
Piezoelectric horns
4 programmable tones
Battery test circuit
Parameter programming menu
Sound output
110dBA @ 3m
IP34 protection rating
Housing for 12V 2.1Ah battery
Dimensions (HxWxD): 203x293x52
Weight without battery: 1.5Kg

ORDER CODES

NRB100: self-powered hornstrobe in stainless steel for outdoor installation.

Smarty indoor siren



Italian design, Italian technology, Italian style.

With Smarty there is no losing out on performance. Italian quality at the best price.

The Smarty is fully microprocessor-controlled to ensure excellence in performance.

Uses piezoelectric sounder and super bright LED-technology flasher.

A direct move towards superior signalling features and low power consumption.

The device is tamper protected, and provides a sounder-shutdown input which allows the flasher to continue signalling.

Main features

Power supply: 13.8Vdc
Current draw (max): 130mA
Sounder- modulation/shutdown input
Open-enclosure tamper protection
LED technology flasher ("G" version only)
Piezoelectric sounder
Sound output: 110 dBA @ 1 m
Light Intensity: 25lux @ 1m
Dimensions (HxWxD):75x112x30mm
Protection rating: IP31
Operating temperature: 0°C to +50°C
Weight: 110 gr

ORDER CODES

Smarty/SIB: indoor siren, white color, 12Vdc powered

Smarty/GIB: indoor siren with flasher, white color, 12Vdc powered

Smarty/GFR: indoor siren with flasher, red color, 24Vdc powered

SmartLAN/G

Ethernet board with web-server



Webserver with AlienMobile user interface



SmartLAN/G



Web server - graphic maps



Web server - virtual keypad



Web server - ONVIF videoverification



E-mail received from SmartLiving



AlienMobile App

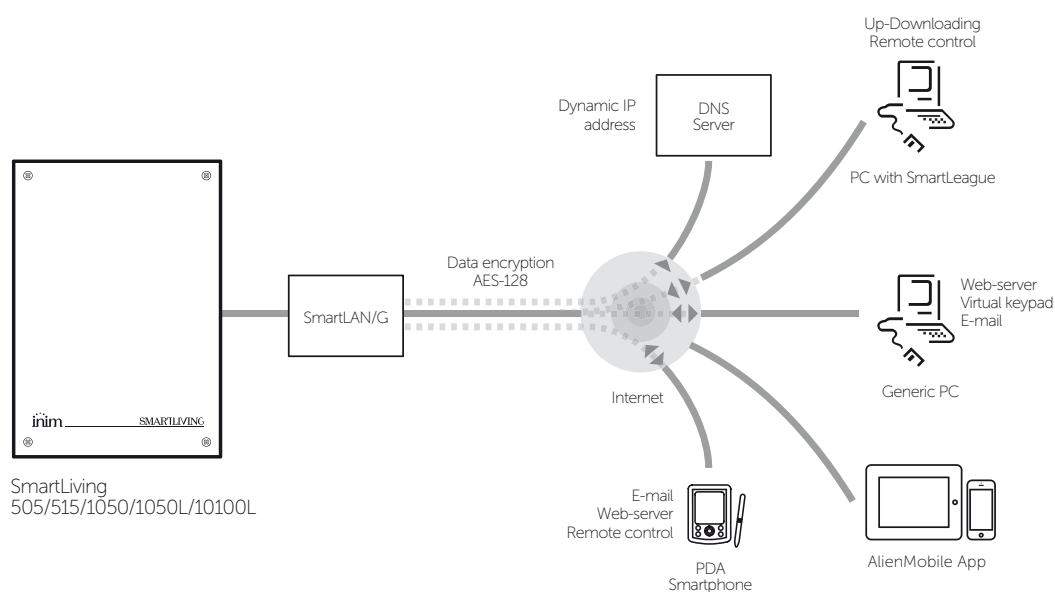
Connectivity and accessibility are two fast-developing concepts which have overflowed from the professional world into the habitats and personal lives of the majority of people. Access to the Internet is no longer a prerogative of business organizations but is also an established reality in most private and household environments. The SmartLAN/G optional board use the Internet to provide SmartLiving systems with first-rate connectivity capabilities and communication features. All SmartLiving control panels are IP connectivity capable. The board mount easily to the control-panel motherboard. The SmartLAN/G (albeit an interface) safeguards the control panel against rogue access by using a rigorous encrypting process which provides the system with a high level of security. Furthermore, in order to keep network administration simple, SmartLAN/G board is equipped with user-friendly software for easy-management of the dynamic IP addresses. The system-on-chip platform used in the SmartLAN/G accessory board provides point-to-point networking capability and fast connectivity to the Internet. Therefore, it is possible to set up a remote connection and program or control the system via the SmartLeague software application, or perform supervisory operations via the SmartLook software, either locally (LAN) or remotely (Internet). In effect, the SmartLAN/G board grants the same level of access to the system as a local RS232 connection. SmartLAN/G provides the SmartLiving system with a digital communicator towards alarm receiving centres that support SIA-IP protocol. This feature allows alarm receiving centres to receive information in real-time through IP connectivity with many advantages in terms of cost and performance. Thanks to SIA-IP protocol, SmartLAN/G represents an alternative or integration to traditional PSTN connectivity towards alarm receiving centres. But the SmartLAN/G board also provides other more advanced remote-access and communication functions. The SmartLAN/G board is capable of sending event-related e-mails automatically. Each e-mail can be associated with a subject, an attachment and a text message. The attachment can be of any kind and is saved to an SD card. The message text can contain direct links to domains or IP addressable devices, such as a security cameras. In addition to e-mails, the SmartLAN/G board offers users global access to their control panels via any Internet browser accessed through a PC, tablet or smartphone. In fact, the SmartLAN/G has an integrated webserver capable of distinguishing the means of connection and as a result provides an appropriate web-page for the tool in use. The SmartLAN/G webserver adopts the AlienMobile user interface, which is a replica of the Alien keypads. This is a great advantage for the user, who finds an immediately recognizable environment, where is possible to do any desired operation instantly without having to learn new commands and navigation paths. The interface shows a modern and attractive design, fits all display sizes and has vertical/horizontal auto-adjustment. Smartphones, tablets and PCs can control the system in much the same way as a household keypad, from inside the house or from any part of the world. Controlling the system from this virtual keypad is quick and easy as it is an exact replica of the one the user has on their real system, allowing users to manage partitions and zones, view the timers, events log and much more. The SmartLAN/G web server provides a virtual keypad that allows users to interact directly with their control panel and system keypads from anywhere in the world.

The SmartLAN/G provides graphic map capabilities which, starting from a background image, allows the creation of interactive maps with buttons and customizable icons that identify the objects in a clear and simple way and thus allow intuitive interaction with the system. The inter-map connection function allows you to build a tree structure for fast navigation through the various maps.

Moreover, the SmartLAN/G offers support to JPEG and MJPEG streaming for webcams used for video verification purposes. The SmartLAN/G is capable managing ONVIF cameras. This capability allows the SmartLAN/G to use various presets for each camera in accordance with the alarm type and, when required, attach to the notifying e-mail, the pre-trigger and post-trigger images relating to the notified event. The web server also allows remote management of PTZ cameras.

Both user and installer codes can access the system. This feature provides installer companies with trouble-free access to all their systems, and allows operators to view/change the connected control-panel parameters via Internet without the need of any specific INIM software application. SmartLAN/G, finally, gives full access to the functions of the SmartLiving system also through the AlienMobile App for smartphones and tablets.

SmartLAN/G equipped SmartLiving system



Main features

	SmartLAN/G
Plug-in mounting to motherboard	Yes
Encrypted data	AES-128bit
Connection to LAN Ethernet 10-100 Base T	Yes
System programming and control over IP using SmartLeague software	Yes
Static IP address management	Yes
Dynamic DNS management	Yes
Multi-connection management	Up to 10
SIA-IP protocol digital communicator	Yes
Sends e-mails with attached files and SSL support	Yes
SD card connector	Yes
Attached files saved to SD card (not included)	Yes
Manages SD card memory	32GB
Network time synchronization	Yes
UPNP	Yes
Web server functions for PCs, Tablets and Smartphones: Virtual keypad with AlienMobile user interface Scenarios management Zone management Partition management Interactive and customizable maps ONVIF webcams - Live webcam management - Video event list/email View timer option View events log option	Yes
Manages AlienMobile App	Yes
Dimensions (HxWxD)	54x81x30mm
Weight	40g

ORDER CODES

SmartLAN/G: ethernet interface for connections to the Internet via TCP/IP protocol, sends e-mails, provides web-server function and SIA-IP protocol digital communicator.

SmartLAN/SI

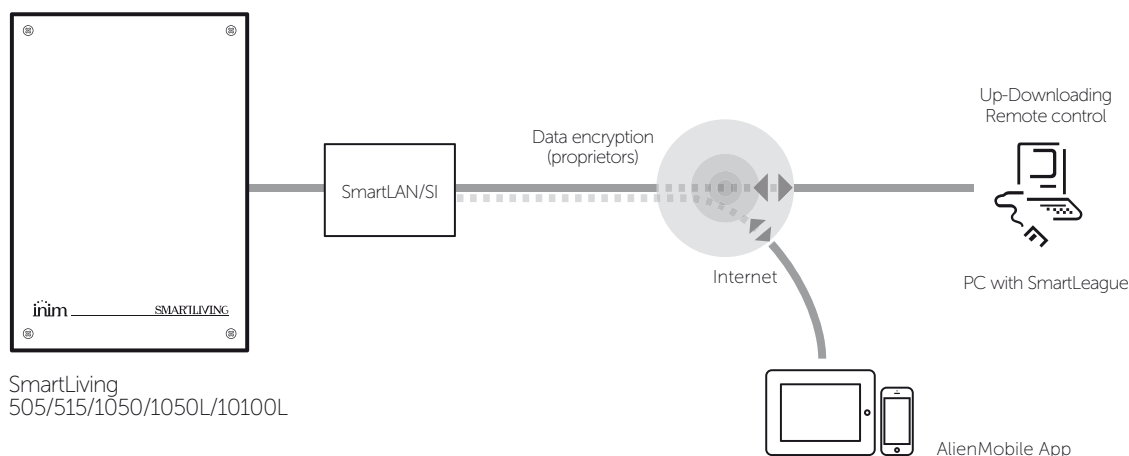
Ethernet board



SmartLAN/SI

For those who do not require particularly advanced remote control capabilities but are interested in providing the SmartLiving control panel of simple connectivity features, INIM also offers a basic version of SmartLAN, the SmartLAN/SI. This optional board makes available the remote programming and supervision functions from the local network and the Internet (using the SmartLeague and SmartLook softwares), the digital communicator toward the alarm receiving centres with SIA-IP protocol, the remote access via the AlienMobile app.

SmartLAN/SI equipped SmartLiving system



SmartLiving
505/515/1050/1050L/10100L

Main features

	SmartLAN/SI
Plug-in mounting to motherboard	Yes
Encrypted data	Proprietor
Connection to LAN Ethernet 10-100 Base T	Yes
System programming and control over IP using SmartLeague software	Yes
Static IP address management	Yes
Dynamic DNS management	-
Multi-connection management	-
SIA-IP protocol digital communicator	Yes
Sends e-mails with attached files	-
SD card connector	-
Attached files saved to SD card (not included)	-
Manages SD card memory	-
Web server functions for PCs, Tablets and Smartphones: Virtual keypad with AlienMobile user interface Scenarios management, Zone management Partition management View timer option View events log option	-
Manages AlienMobile App	Yes
Dimensions (HxWxD)	54x81x30mm
Weight	45g

ORDER CODES

SmartLAN/SI: ethernet interface for connections to the Internet via TCP/IP protocol, provides SIA-IP protocol digital communicator.

AlienMobile App

Smartphone and tablet application for remote management of SmartLiving systems



The current technological panorama is populated by an ever more attentive average user with regard to mobile connectivity and interactivity. Nowadays, users perceive smartphone and tablet Apps as being the quickest and easiest way of accessing content, information and functions. It is within this framework that INIM developed the AlienMobile App, which fully satisfies the need for an application that delivers 360 degree connectivity for SmartLiving systems. The AlienMobile App allows users to manage SmartLiving systems by simply entering intrusion-control/home-automation commands on their mobile devices, regardless of the time of day or where they happen to be. By presenting the same interface as the Alien touchscreen and SmartLan/G webserver, INIM completes a coordinated ecosystem of interfaces which allow the user to navigate in an immediately recognizable environment with familiar, easy-to-use commands. The AlienMobile App fits different screen sizes, automatically control screen rotation horizontally or vertically and has a smart up-to-the-minute design. It offers a complete set of functions that, with a few finger taps and swipes, allows users to arm/disarm the intrusion control system, access customized scenarios, make status enquiries, access the events log, switch on air-conditioning, sprinkler systems and lights and much more. The configuration of AlienMobile with the control panel is simple and straightforward. The application allows easy management of SmartLiving systems. Thanks to its multi-system management capabilities, it is possible to control and interact with as many as 5 control panels.

This means you have thoroughgoing control of all the systems in use (house, office, factory premises). AlienMobile also manages security cameras. It allows interaction with security cameras and control of movement, it provides a multi-viewing function (up to 4 security cameras at once) and is capable of being associated with various security cameras on assorted SmartLiving systems. SMS management allows the synchronization of messages configured in the control panel and their forwarding as commands via App. An interface with large, intuitive, easy-to-use icons, available on Google Play for Android Systems and on App Store for iPhone and iPads.



AlienMobile



AlienMobile+



AIR2

Frequently security professionals perceive the market need for a reliable, truly proficient wireless system. And now, thanks to INIM's perception of installer company needs, that system is available. The first-rate "Air2" wireless system operates over 868MHz band and moreover uses two-way signal transmission technology. This means that all the system devices transmit and receive signals. This two-way transmission technology also means that the traditional receiver has been replaced by a superior device that not only receives but also transmits signals to all the system devices. Therefore, the "Air2" system does not rely on one-way alarm signal transmission, like most wireless systems, but verifies the successful effect of the signal on the target device via a two-way wireless transmission channel. Security professionals will find the innovative operating principles and superior functions of the "Air2" wireless system more than convincing and will surely appreciate the advanced features of the system diagnostics. V

The transceiver connects directly to the control panel I-BUS (INIM's peripheral communication bus) and allows fully-integrated management of all wireless and hard-wired devices. INIM's "Air2" high-performance wireless system provides complete protection and in no way lowers security. Choosing "Air2" means reducing installation time to a minimum whilst at the same providing those hard-to-get-to spots with total protection. The "Air2" wireless system can be installed without defacing the structure it protects, and therefore finds its niche in buildings of importance such as churches and museums where extensive structural work would spoil the overall appearance of the building.



Technical features of the system

Operating frequency	868MHz	Modulation	GFSK
Communication type	Two-way	Channel	3

Air2-Aria

Wireless keypad with backlit graphic display



The Aria is a wireless keypad that provides all the functions for full control and management of the SmartLiving system through the Air2 system, which it interfaces with through the Air2-BS200 transceiver. It integrates all the functions present on Concept hardwired keypads and provides a graphic display with user-friendly icons and 4 easy-to-use function keys. The Aria keypad is equipped with both a wall and table mounting bracket which allow this versatile device to blend neatly with all types of furnishing solutions. Its elegant design allows it to be located on view on a table or shelf. Its accelerometer provides both anti-tamper and "wake-up" from standby functions, while the brightness sensor adjusts the display and key brightness in accordance with the surrounding ambient. Additionally, it has an automatic shutdown function in the event it is moved out of wireless range. It is important to note that the battery has a two year life. The Aria is also equipped with a connector that allows, if required, hardwired power-up.

Features of the wireless Air2-Aria keypad

Communication with Air2-BS200 transceiver	Two-way
Backlit graphic display	Yes
Easy4U icon interface	Yes
Programmable backlight in operation	Yes
Anti-glare sensor	Yes
4 signal LEDs	Yes
Signal buzzer	Yes
Protection	Anti-opening and anti-dislodgement protection
Accelerometer controlled "wake-up" function	Yes
Mounts to "503" box	Yes
Table bracket	Yes
Optional 6-20 Vdc power-supply connector	Yes
Battery	CR17450 (2)
Battery life	2 years
Dimensions (HxWxD):	114x139x24 mm
Weight	275 g

ORDER CODES

Air2-Aria/B: wireless keypad with graphic backlit display for management of SmartLiving system, in white.

Air2-Hedera

Wireless outdoor sounderflasher



The Hedera outdoor sounderflasher is especially designed to ensure trouble-free installation and fast programming. It provides numerous programming options for the sounder, the flasher, maximum alarm time, flash rate per minute, signal activation mode, etc. The Hedera sounderflasher interfaces with Smartliving control panels via the Air2-BS200 transceiver through which it is controlled and managed by the control panel. This greatly simplifies programming and permits the activation of distinctive signals for the different events, whose respective parameters can be directly programmed from the control panel. The control panel, via the Air2 system, is capable of supervising tamper, low battery and fault signals and also the battery level. The self-diagnostics provided by the Hedera allow fast detection of eventual faults. During the installation phase it is also possible to select a specific signal for wireless reception loss. The super bright LED flasher offers long autonomy and reduced power consumption and has two ancillary signal LEDs. The battery has a life span of 4 years. The sounderflasher is protected against dislodgement-tamper, open-tamper and foam-tamper, achieved through dual path infrared detection inside the sounder with high immunity to false alarms. The Hedera is also available in a "metal look" version.

Features of the Air2-Hedera wireless Sounderflasher

Communication with Air2-BS200 transceiver	Two-way
Separate sound and flasher management	Yes
Volume adjustment	Yes
Protections	Anti-opening and anti-dislodgement; anti-foam
Metal inner-shroud	Yes
LED signal flasher	Yes
Parameter programmable from device	Yes
Sound pressure at 1m.	103dBA
Protection Grade	IP34
Battery	ER34615M
Battery life	4 years
Dimensions (HxWxD):	288x207x106 mm
Weight	2.3 Kg

ORDER CODES

Air2-Hedera-F: outdoor wireless sounderflasher with antifoam protection.

Air2-Hedera-FM: outdoor wireless sounderflasher with antifoam protection, metal look.



Air2-BS200

Air2-BS200

Wireless transceiver with I-BUS interface for connection to control panels from the SmartLiving series. The Air2-BS200/50 is capable of managing 50 field devices (detectors and magnetic contacts) and 100 KF100 wireless keyfobs, whereas the Air2-BS200/30 is capable of managing 30 field devices and 50 wireless keyfobs, and the Air2-BS200/10 is capable of managing 10 field devices and 30 wireless keyfobs. The Air2-BS200 is also capable of managing up to 4 Aria keypads and 4 Hedera sounderflashers. Each field device can be mapped on one of the terminals available on the control panel in the same way as each keyfob can be mapped on one of the SmartLiving tags.

Technical features of the AIR2-BS200 Transreceiver

Wireless transmission	Two-way
Control panel connection	4 wires via the I-BUS
Manageable wireless field devices (magnetic contacts or detectors)	50 (Air2-BS200/50), 30 (Air2-BS200/30), 10 (Air2-BS200/10)
Manages wireless signals (inputs and outputs)	50 - simulates up to 10 Flex5 expansion boards(Air2-BS200/50) 10 - simulates up to 10 Flex5 expansion boards(Air2-BS200/10)
Wireless keys supported (KF100)	100 (Air2-BS200/50), 50 (Air2-BS200/30), 30 (Air2-BS200/10)
Manageable Keypads (Aria) and Sounderflashers (Hedera)	4
Device mapping to control panel	On terminals
Wireless key mapping to control panel	On tag and card
Protections	Dislodgement and open cover
Supervision	Wireless-programmable Supervision Time
Dimensions (HxWxD)	171x80x27mm
Weight	130g

ORDER CODES

Air2-BS200/50: transceiver 868MHz, connects to I-Bus, manages up to 50 detectors, up to 100 wireless keyfobs.

Air2-BS200/30: transceiver 868MHz, connects to I-Bus, manages up to 30 detectors, up to 50 wireless keyfobs.

Air2-BS200/10: transceiver 868MHz, connects to I-Bus, manages up to 10 detectors, up to 30 wireless keyfobs.



Air2-DT200T

Air2-DT200T

The Air2-DT200T is a wireless curtain PIR detector that thanks to the combination of two sensors and digital signal analysis provides precision sensing and tracking of motion in the protected area. The use of dual technology provides the highest sensitivity available whilst virtually eliminating false alarms. The temperature compensation feature allows the detector to adapt to almost all types of ambient conditions. The shock and tilt sensor protects the device against attempts to remove or open the detector enclosure, whilst the anti-masking function detects any kind of interference. The Air2-DT200T is particularly suitable for the protection of doors and windows and is advised for professional outdoor applications. DT200T is available in brown or white.

Technical features of the AIR2-DT200T Curtain detector

Communicates with Air2-BS200 transceiver	Two-way
Digital signal analysis	Yes
Cover	3m
Protection	Anti-masking and inert-tamper protection
Motion tracking	Yes
Microwave frequency	K Band
Temperature compensation	Yes
Bypassable LED	Yes
Pulse counter	Yes
Battery	CR17450
Battery life	3 years
Dimensions (LxWxD)	140x40x32
Weight	93g

ORDER CODES

Air2-DT200T/B: Wireless dual technology curtain detector with anti-masking function. Colour White.

Air2-DT200T/M: Wireless dual technology curtain detector with anti-masking function. Colour Brown.



Air2-XIR200W
Air2-XDT200W

Air2-XIR200W/Air2-XDT200W

The Air2-XIR200W and Air2-XDT200W are the INIM's XLine series wireless volumetric motion detectors, and are especially suitable for professional indoor applications.

Air2-XIR200W is a passive infrared detector (PIR). Its technology is based on digital signal analysis, a dual pyroelectric element capable of detecting infrared radiation and an innovative signal filter. It provides precision motion sensing in the protected area and, thanks to the programmable pulse count feature, high false alarm immunity. The temperature compensation feature allows the detector to adapt to the conditions of its environment, while the shock and tilt sensor protect it against tamper attempts. Air2-XDT200W has the same design features but is a dual technology detector (microwave and PIR). Also in this case, precision motion sensing, temperature compensation and shock and tilt protection are assured, as are the reliability and high false alarm immunity provided by the combination of dual technology and the pulse count feature. The security measures included in the Air2-XDT200W are completed by the anti-masking function made available by the microwave sensor. The XLine series wireless detectors can be used in a vast range of residential and commercial applications, providing solutions for every type of installation.

Technical features	Air2-XIR200W	Air2-XDT200W
Communicates with Air2-BS200 transceiver	Two-way	Two-way
Digital signal analysis	Yes	Yes
Cover	12m	8m
Protection	Anti-opening and anti-dislodgement protection	Impact tamper; anti-masking function mw
Shock and tilt sensor	Yes	Yes
Temperature compensation	Yes	Yes
Bypassable LED	Yes	Yes
Pulse counter	Yes	Yes
Battery	CR17450	CR17450
Microwave frequency	-	K Band
Battery life	3 years	3 years
Dimensions (LxWxD)	120x60x44	120x60x44
Weight	98g	102g

ORDER CODES

Air2-XIR200W: Wireless digital PIR detector 12m volumetric coverage.

Air2-XDT200W: Wireless digital dual technology detector 8m volumetric coverage.



Air2-IR100

Air2-IR100

Two-way communication PIR detector. This device is protected against dislodgement and open-cover tamper, and allows sensitivity adjustment from remote with no direct intervention on the detector. This device provides an option which allows you to disable the detection LED. It also provides an option which allows you to enable device operation only when the partition it belongs to is armed, thus greatly saving battery power. The detector is available in two models. Air2-IR100 is a 12m volumetric detector, Air2-IR100C is a 20m corridor detector.

Technical features of the AIR2-IR100 Infrared detector

Communication with transceiver Air2-BS200	Two-way
Protections	Dislodgement and open cover
PIR range	12m volumetric (Air2-IR100), 20m corridor (Air2-IR100/C)
Battery	CR123A
Battery life	3 years
Dimensions (HxWxD)	100x58x44
Weight	80g

ORDER CODES

Air2-IR100: infrared detector (two-way) 12m volumetric coverage.

Air2-IR100/C: infrared detector (two-way) 20m corridor coverage.



Air2-UT100

Air2-UT100

The UT100 is useful in applications that require the transmission of wireless signals from a generic source to the SmartLiving control panel. The UT100 has a normally closed input that transmits a wireless alarm signal when it becomes unbalanced. And, provides an additional normally closed input for the connection of tamper contacts.

The UT100 is equipped with a bypassable inertial tamper protection. If the device is moved or disturbed it will send a tamper signal to the Air2-BS200 transceiver that will then be forwarded to the SmartLiving control panel.

The board is capable of powering external devices @3V through an appropriate power output. If external loads are applied, it is necessary to take into account the extra current draw when gauging the battery life. The UT100 is an extremely practical device that is particularly suited for perimeter protection. Hardwiring perimeter devices to carry alarm and tamper signals to the control panel is both time-consuming and costly, the UT100 is the perfect solution. Alarm and tamper signals carried from perimeter protection devices to a UT100 will be transmitted to the control panel by wireless transmission.

Technical features of the AIR2-UT100 Universal transceiver

Communicates with Air2-BS200 transceiver	Two-way
Alarm input	1
Tamper input	1
Power output	3V
Protection	Shock and tilt protection
Batteries	CR17450 (2)
Battery life	4 years
Dimensions (LxWxD)	20x100x40mm
Weight	24g

ORDER CODES

Air2-UT100: Universal wireless transceiver



Air2-OTT100W / Air2-ODI100W

Air2-OTT100W and Air2-ODI100W

Air2-OTT100W and Air2-ODI100W are wireless detectors suitable for outdoor installations. OTT100W is an intelligent triple technology detector combined microwave and infrared with excellent immunity to false alarms. ODI100W is a dual technology infrared detector. Both devices are equipped with a horizontal range adjustment mechanism which also permits micrometric adjustment of the lower beam and provides, by means of the selection of the operating-mode, advanced signal processing with impressive catch performance and excellent immunity to false alarm sources such as pets. Besides the anti-opening and anti-dislodgement protections the OTT100W and ODI100W include a vibration and tilt sensor for high-level protection against tamper attempts. The heavy-duty casing in polycarbonate has IP44 grade protection and is equipped with a UV ray resistant Fresnel lens. The vast range of adjustment possibilities provide these wireless detectors with high flexibility and reliability and ensure they are capable of responding to the various protection requirements of outdoor installations.

Technical features of the AIR2-OTT100W and AIR2-ODI100W Outdoor detectors

Communicates with Air2-BS200 transceiver	Two-way
Digital signal analysis	Yes
Protection range	3÷12m
Horizontal cover	60°
Protection	Anti-dislodgement and anti-opening; shock/tilt sensor
Bypassable LED	Yes
Protection Grade	IP44
Battery	CR17450 (2)
Battery life	4 years
Dimensions (LxWxD)	189x70x100
Weight	450g

ORDER CODES

Air2-OTT100W: Wireless triple technology detector for outdoor use.

Air2-ODI100W: Wireless dual PIR detector for outdoor use.



Air2-KF100

Air2-KF100

By means of a two-way transmission channel with the monitoring software, the KF100 remote control is capable of producing a visual feedback signal on its LED indicator. It has 4 control buttons which can be programmed through the control panel. This remote-control device also allows the user to arm/disarm the intrusion control system and open/close a gate or turn On/Off lights, it also provides an audible feedback signal indicating the successful outcome of requested operation. The KF100 provides a "lock keyfob" option which protects the keyfob against accidental operations.

Technical features of the AIR2-KF100 Wireless key

Communication with transceiver Air2-BS200	Two-way
Buttons	4
Buttons functions	Programmable as control-panel shortcuts (arm, disarm, bypass, output activation, etc.)
Notifier LED	6, for command executed signals
Signalling Buzzer	Multitone
Loch keyfob	Yes
Battery	CR2032
Battery life	5 years
Dimensions (HxWxD)	61x41x12mm
Weight	15g

ORDER CODES

Air2-KF100: wireless key (two-way) with 4 programmable buttons.



Air2-MC100

Air2-MC100

Defining this device as a magnetic contact is somewhat reductive. Besides providing two positions for the magnet, 90 degrees one from the other for device placement optimization, the MC100 magnetic contact provides 2 terminals which can be configured individually as input or output terminals. Configuring the terminals as inputs provides standard zone management (NO, NC, Single Balancing; Double Balancing), and also allows direct connection of shock and rollerblind detectors. Configuring the terminals as outputs grants access to a 50mA open-collector output. Alarms deriving from the magnetic contacts, and distinctly from the 2 terminals, will be signalled separately on the control panel. This device provides an option which allows you to change the "unused" magnetic contact (of the two present on the device) into a magnetic tamper protection. In this way, it will be capable detecting tamper attempts using magnets. This device is protected against dislodgement and open-cover tamper and is available in brown or white.

Technical features of the AIR2-MC100 Magnetic contact

Communication with transceiver Air2-BS200	Two-way
Protections	Dislodgement and open cove
Magnetic contacts	2 @ 90° can be used individually or as a pair
Terminals	2 configurable individually as input or output
Terminal balancing managment	NO, NC, Single balancing, Double balancing
Rollerblind and shock detector management	Yes, on both terminals
Alarm signalling channels	Alarm signalling separate for magnetic contact, first terminal and second terminal
Colours	White and brown
Battery	CR123A
Battery life	4 years
Dimensions (HxWxD)	95x36x26mm
Weight	80g

ORDER CODES

Air2-MC100B: magnetic contact (two-way) with 2 inputs/outputs (wireless expansions). White.

Air2-MC100M: magnetic contact (two-way) with 2 inputs/outputs (wireless expansions). Brown.



Air2-MC200

The Air2-MC200 is a wireless magnetic-contact which integrates a tilt and shock sensor. The latest micro-electromechanical technology allows this device to provide extreme programming flexibility, accurate detection and a high rate of reliability. In fact, both tilt and shock detection can be precisely programmed to the specific needs of the installation. The tilt sensor detects tamper on the object it is firmly fixed to and is particularly suited to overhead and awning windows, thus avoiding the use of magnets. The Air2-MC200 is protected against tamper attempts and forced removal. Air2-MC200 uses separate channels for the different types of signaling and therefore allows the clear identification of the source of the alarm. The reduced size of this device allows simplified installation and maintenance.

Main features of the Air2-MC200

Communication with Air2-BS200 transceiver	Two-way
Protections	Dislodgement and open cover
Magnetic contacts	1
Tilt and Shock sensor	1
Alarm signaling channels	Separate for the magnetic sensor, tilt/shock sensor and tamper
Shock sensor sensitivity	16 programmable levels
Tilt sensor sensitivity	Programmable with a maximum angle of less than 5 degrees
Tilt delay signal	Programmable from 100ms to 2 minutes
Colours	White and Brown
Battery	CR2
Battery life	4 years
Dimensions (HxWxD)	58x35x23 mm
Weight	50 g

ORDER CODES

Air2-MC200B: wireless magnetic contact with integrated tilt and shock sensor. Colour White.

Air2-MC200M: wireless magnetic contact with integrated tilt and shock sensor. Colour Brown.



Air2-FD100

The Air2-FD100 smoke detector allows you to add advanced smoke-detection capabilities to the SmartLiving control panel. This device greatly enhances the capacity of any home security system. Air2-FD100 provides unique features. In fact, it can verify the level of contamination (dust) inside the optical chamber and signal the need for cleaning. The analogue values regarding the level of contamination in the optical chamber are shown on the keypad. The state-of-the-art detection technology used in the Air2-FD100 is typical of the technology-driven environment of INIM's entire range of fire detection devices. This technology provides you with 4 programmable levels of smoke-detection sensitivity (0.08dB/m to 0.15dB/m). The Air2-FD100 is equipped with a tricolour LED (green, yellow and red) which signals the normal operating status of the device, low battery status, contamination in the optical chamber, alarm and fault conditions. This device provides an option which disables the visual signals on the LED. You can configure all the device parameters via the wireless network without the need for direct intervention on the device itself.

AIR2-FD100 smoke-detector features

Communicates with the Air2-BS200	Two-way transceiver
Protected against dislodgements	From its base
4 programmable levels of sensitivity	0.08dB/m (pre-set mode); 0.10dB/m; 0.10dB/m; 0.10 dB/m
Tricolour signalling LED	Normal operating status, fault, contamination in the optical chamber, low battery, alarm
Option	To disable LED signalling
Battery	CR17450
Battery life	3 year
Dimensions (HxDxW)	60x114mm (with base)
Weight	160g (with base and without battery), 182g (with base and battery)

ORDER CODES

Air2-FD100: two-way wireless smoke detector for SmartLiving systems

Note: In no way can a SmartLiving system be considered a fire detection system simply because an Air2-FD100 smoke detector has been installed.

SmartModem100

Modem for remote programming and control



The SmartLiving system can be remote controlled and programmed over the PSTN line through a SmartModem. The SmartModem must be connected to a computer which runs INIM's SmartLeague software. The modem interfaces with the computer through a USB port. It is powered directly through the USB port thus avoiding the need of any external power supply. Its reduced size makes placement unproblematic.

Main features

Programmable connection speed (baud rate)	
Automatic calibration of signal amplitude	
Dimensions (HxWxD)	125x100x34 mm
Weight	150 g

ORDER CODES

SmartModem100: modem for remote programming and control.

SmartModem200

Standard modem
for SmartLiving control panels



The SmartModem200 modem board allows you to programme and control SmartLiving series systems using a standard dial-up modem protocol. The SmartModem200 is an add-on board which connects to the SmartLiving serial port. It is capable of reaching a data transfer rate of 57600bps and so greatly remote programming times. The SmartLeague software programme allows you to choose to work on the SmartLiving system through the modem-on-motherboard or via the SmartModem200 board.

Main features

Communication protocol: V90	
USB Port for	<ul style="list-style-type: none">- Local programming of the control panel- Upgrading the firmware of the control panel and its peripherals- Upgrading the firmware of the modem- Programming the modem parameters (number of answer rings, double call, etc.)
Status LED for visual signals relating to	<ul style="list-style-type: none">- Powered- Incoming ring- Receiving- Transmitting- Reset button

ORDER CODES

SmartModem200: standard modem board for SmartLiving systems

IGKNX100

Interface for KNX* systems



Use of industrial KNX technology is widely diffused and expanding rapidly. INIM's IGKNX100 interface has been especially designed to offer KNX users a simple yet reliable way of integrating the exceptional security features of INIM's SmartLiving systems with the progressive roll-out of devices and functions available in the world of KNX. Besides offering a platform of traditional devices such as actuators, dimmers and buttons, KNX also offers sophisticated, feature-rich devices such as thermoregulators, access control and weather stations. Therefore, integration of the internal functions available in the world of KNX is all important; and that is where the IGKNX100 interface comes into play. IGKNX100 technology allows interoperation between SmartLiving systems and KONNEX systems and thus allows integration of their functionalities. In fact, this bidirectional interface is a bridge between KNX devices and the SmartLiving system. It allows the SmartLiving system to receive commands from KNX systems as well as to carry out event-generated operations in the world of KNX. In order to allow this interaction, the IGKNX100 interface must be duly programmed via the respective software application. It is possible to transmit data relative to the status of the zones, alarm memory, partitions and outputs to the KNX bus. The transmission of this data can be carried out periodically, on request or when a change of status occurs. Alternatively, the gateway allows KNX devices to send commands to the intrusion control panel. Commands such as arm/disarm partitions, activate/deactivate outputs, bypass/unbypass zones and delete the alarm memory. The gateway interfaces with the SmartLiving system through the control panel serial port or via a SmartLan/G or SmartLan/SI Ethernet interface. The gateway comes with configuration software which provides an importation function for the importation of the SmartLiving system configuration from the SmartLeague database, and the KNX configuration from the database of the KNX system. IGKNX100 is a DIN rail modular device.

*The KNX trademark is the property of KNX Association cvba.

Main features	
Interface towards SmartLiving control panels	RS232 serial port or RJ45 Ethernet interface
Interface to KNX bus	RJ45 Ethernet interface
DIN rail mounting	Yes

SmartLink Advanced

PSTN, GSM and GPRS dialler and reserve line generator



SmartLinkAdv/P

SmartLinkAdv
(G and GP versions)



SmartLink/REM-ANT



SmartLink board



IPS12015



GSM-ANT100B



GSM-ANT200N

The SmartLink dialler was certainly a revolutionary communication tool. It offered high-security performance to the end user and ease-of-installation, flexibility and long-term reliability to the installer. The SmartLink Advanced platform delivers extensive capabilities which go well beyond those common to this historical segment of security communications. The SmartLink Advanced anticipates the needs and technologies of 'the-day-after-tomorrow' security and PSTN and GSM network connectivity requirements. The SmartLink Advanced offers best-in-class PSTN and GSM network connectivity and thus allows installers to deliver the highest levels of user satisfaction. The device is capable of generating a reserve telephone line when the PSTN is unavailable, as well as operating as a GSM voice dialler with 100 pre-recorded messages customizable by means of text-to-speech software or .wav file. In fact, the new hardware (for P and GP versions) integrates a powerful voice board capable of storing 15 minutes of speech and 100 messages. Moreover, the SmartLink Advanced is capable of sending SMS messages over the GSM network, in both manual and automatic mode. Automatically generated texts can be modified through the software editor. The SmartLink Advanced also operates as a dual-net digital GSM and PSTN dialler and can transmit information to alarm receiving centres via the most widely used protocols, such as Contact-ID (PSTN) or standard SIA-IP (GPRS). The SmartLink Advanced provides a call-answering feature with voice guide (similar to that on SmartLiving intrusion control panels). This feature allows users to control the system over-the-phone (up to 200 telephone numbers can be enabled on the white-list) and provides all the functions related to the activation of scenarios, home-automation and intrusion control via SMS, with the added assurance of command feedback (ring or SMS message). The new generation technologies integrated in the SmartLink Advanced allow you to select the best provider even before purchasing the SIM card (EasyScan function). These technologies also allow you to be sure that your system is protected against intentional or unintentional jamming which can disrupt wireless transmission and inhibit the GSM signal. Thanks to the up-to-the-minute technology of the new GSM module, the SmartLink Advanced takes full advantage of Roaming services through a single SIM card. This allows the end-user to avoid purchasing other SIM cards for the device and guarantees the best possible connection at all times. It is also possible to establish a connection between two SmartLink Advanced devices for the periodic control and management of the "GSM Network Connection" check. Another useful aspect of the SmartLink Advanced is that it is capable of managing the GPRS channel for its own remote management and programming. This feature allows users to access the device through the Internet. To activate the GPRS channel of the GSM network, just insert an Internet enabled SIM. The installer can activate the GPRS connection by sending an SMS message containing valid credentials. The SmartLink Advanced will connect to the previously programmed IP address of the device. If the installer is on the move and the connection IP address is different from the programmed one, it is possible to send the device an SMS message containing valid credentials and the IP address the SmartLink Advanced must connect to.

By means of new programming and control software, it is now possible to obtain remote access to all the device functions in a simple, fast and secure way.

Hardware features

	model P	model G	model GP
Reserve line generator		-	-
Input/Output terminals (Patent pending)	5	5	5
Input terminals programmable as NO, NC, single and double termination	-	-	-
Output terminals programmable as NO, NC, bistable and pulse	-	-	-
Programmable via USB	-	-	-
15 minute integrated voice card	-	-	-
Auxiliary current output (400mA fuse protected)	-	-	-
Open-panel tamper protection and connection terminals for external device	-	-	-
Metal enclosure	-	-	-
External power supply	-	-	-
Battery supervision (level, efficiency, connection)	-	-	-
Deep discharge shutdown	-	-	-
Battery housing	12V 1.2Ah	12V 1.2Ah	12V 1.2Ah
Power	13,8Vdc - 650mA	13,8Vdc - 650mA	13,8Vdc - 650mA
Dimensions (HxWxD)	220x133x55 mm	220x133x55 mm	220x133x55 mm
Weight (Kg)	0,9	0,9	0,9

Operating features

Intrusion control function	-	-	-
500 event memory (non-volatile)	-	-	-
GSM/GPRS voice and digital dialler	-	-	-
PSTN voice and digital dialler	-	-	-
SMS dialler on GSM network	-	-	-
Manages DTMF commands over GSM network with or without code entry	-	-	-
Manages DTMF commands over PSTN with or without code entry	-	-	-
GSM or PSTN line priority selection	-	-	-
Fault signalling (battery, PSTN linedown, output trouble)	-	-	-
Capable of diverting incoming SMS messages	-	-	-
Actuator with Caller ID recognition	-	-	-
Manages SMS commands after recognition of Code or Caller ID	-	-	-
SMS command-received feedback (ring or SMS message)	-	-	-
Telephone numbers for dialler functions (voice and digital)	15	15	15
Pre-defined SMS messages for event signalling (customizable)	-	100	100
Sends dialler calls for each event over PSTN or GSM network	-	-	-
On-card voice messages (up to 15 minutes) recordable by means of text-to-speech software or .wav file	100	-	100
Programmable periodic events	3	3	3
Manages remote programming/monitoring over GPRS	-	-	-
Manages supervision over GPRS	-	-	-
Manages SIA-IP and transmits information to alarm receiving centres via the most widely used protocols	-	-	-
Answerphone function with voice menu	-	-	-
Manages and signals Roaming status	-	-	-
Easyscan function for best provider selection	-	-	-
Jamming detector	-	-	-
Supervises periodic check between 2 SmartLink Advanced devices	-	-	-
Manages 200 action-associated numbers (white list) with Caller ID or SMS message recognition	-	-	-
Automatic SIM card credit enquiry with programmable threshold	-	-	-

ORDER CODES

SmartLinkAdv/P: voice and digital dialler on PSTN.

SmartLinkAdv/G: reserve line generator over GSM/GPRS network.

SmartLinkAdv/GP: reserve line generator and dialler over GSM/GPRS network and PSTN line.

SmartLink/MAN-INST: installation manual.

SmartLink/MAN-PROG: programming manual.

SmartLink/REM-ANT: remote antenna (cable 3m).

IPS12015: power supply/battery charger (optional), 1A@14Vdc.

LINKUSBAB: USB link between PC and INIM custom SmartLink Advanced devices.

GSM-ANT100B: GSM high-performance antenna (cable mt. 0,2).

GSM-ANT200N: remote GSM high-performance antenna (cable mt.3).

SmartLevel

Power stations



SmartLevel is the solution to all ancillary power requirements. The control board of this device is compliant with EN50131-6. Therefore, it can be installed in installations certified in accordance with EN50131, security grade 3.

SmartLevel is available in two models:

- the SPS12060 is capable of supplying up to 3A @ 13.8V and provides housing for 12V-7Ah battery;
- the SPS12160 is capable of supplying 5A @ 13.8V and provides housing for 12V-17Ah battery.

Both models provide 3 ancillary power outputs, each with short-circuit protection and a current limit of 1.35A.

The electronic board and the internal switching power-supply module monitor and charge the batteries.

Main features

	SPS12060G	SPS12160G
Internal switching power-supply module	to 3A @ 13,8V	to 5A @ 13,8V
Input voltage	230Vac -15% +10%, 50-60Hz	230Vac -15% +10%, 50-60Hz
Stability	higher than 1%	higher than 1%
Ancillary power outputs, each with short-circuit protection and a current limit of 1.35A.	3	3
Integrated battery charger	Yes	Yes
Battery monitor	Yes	Yes
Relay output for fault/tamper signalling	Yes	Yes
Open-collector outputs for fault signalling	2	2
Housing battery	7Ah	17Ah
Dimensions (HxWxD)	305x220x80 mm	500x380x95 mm
Weight (without battery)	1,5 kg	2 kg

ORDER CODES

SPS12060G: switching power supply 3A @ 13.8V.

SPS12160G: switching power supply 5A @ 13.8V.

Power-supply module and boxed power supply

INIM offers two switching power supply/battery charger units: the 3A model and the 5A model. Each model is available in an in-box version. The device comprises a switching power supply module housed in a metal casing that accommodates two 12V batteries. It is an ideal solution for installations where supervision of all the power supply components is not essential. All models provide a thermal probe input. The thermal probe protects the batteries against overheating and consequent permanent damage by measuring the battery temperature and regulating the power supply output voltage accordingly.



IPS12060G / IPS12060S

Power Supply Module - 60W

- Input Voltage: 230Vac -15% +10%, 50-60Hz
- Absorption from mains: 0,5A
- Output Voltage: 13,8Vdc
- Maximum output current: 3A (model S); 2,5A+1,2A (model G)
- Stability: higher than 1%
- Over-voltage protected
- Short-circuit protected
- Output voltage variations based on temperature (manages ProbeTH thermal probe)
- Separate battery charger circuit (G model)
- 2 OC fault outputs (G model)
- 3 signalling LEDs (G model)
- Metal casing

BPS12060G / BPS12060S

Power Supply in metal box - 60W

- Battery housing for two 7Ah, 12V batteries
- Dimensions (HxWxD): 325x325x80mm
- Weight (without batteries): 3Kg



IPS12160G

Power Supply Module - 160W

- Input Voltage: 230Vac -15% +10%, 50-60Hz
- Absorption from mains: 1,1A
- Output Voltage: 13,8Vdc
- Maximum output current: 5A + 1,2A for battery charge
- Stability: higher than 1%
- Over-voltage protected
- Short-circuit protected
- Output voltage variations based on temperature (manages ProbeTH thermal probe)
- Separate battery charger circuit (G model)
- 2 OC fault outputs (G model)
- 3 signalling LEDs (G model)
- Metal casing

BPS12160G

Power Supply in metal box - 160W

- Battery housing for two 17Ah, 12V batteries
- Dimensions (HxWxD): 497x380x87mm
- Weight (without batteries): 6Kg



ProbeTH

The Thermal Probe protects the batteries against overheating and consequent permanent damage by measuring the battery temperature and regulating the power supply output voltage accordingly.

ORDER CODES

BPS12060S: power supply in metal box, 12V, 3A.

BPS12060G: power supply in metal box, 2,5A+1,2A, 12V with separate battery charger.

BPS12160G: power supply in metal box, 5A+1,2A, 12V with separate battery charger.

IPS12060S: power supply, 3A, 12V.

IPS12060G: power supply, 2,5A+1,2A, 12V with separate battery charger.

IPS12160G: power supply, 5A+1,2A, 12V with separate battery charger.

ProbeTH: thermal probe.

Xline

INIM's new generation intrusion detectors



The XLine detector series represents the integration of the very best technologies available for motion sensing. These detectors are perfect for use in professional indoor applications, thanks to digital signal analysis that combines high sensitivity with an equally high immunity to false alarms. In fact, by using the digital signal analysis of the sensors and applying a totally innovative and stable signal amplification and filtering technique, these devices are now capable of sensing motion in the protected area with extreme reliability and precision. To high efficiency, the detectors of the XLine series also add the aesthetic appeal of an attractive low-profile design which makes them the perfect choice for all types of commercial, residential and institutional premises.

PIR detectors

XIR100H and XIR200H are passive infrared detectors (PIRs) that, by means of a dual pyroelectric element, detect infrared radiation.



XIR100H Digital PIR detector

- Digital signal analysis
- Range 15m
- Detection angle 100°
- Bypassable LED
- Temperature compensation
- White light protection
- Pulse counter
- Anti-opening protection
- Operating temperature: 0°C ÷ +50°C
- Power Voltage: 9V ÷ 16V dc
- Absorbed current: 15mA @ 12V dc
- Installation height: 2.2m
- Dimensions: 96x60x44 mm



XIR200H Digital PIR detector

- Digital signal analysis
- Range 15m
- Detection angle 100°
- Bypassable LED
- Temperature compensation
- White light protection
- Pulse counter
- Anti-opening and anti-dislodgement protection
- Predisposed for EOL resistor
- Operating temperature: 0°C ÷ +50°C
- Power supply voltage: 9V ÷ 16V dc
- Current draw: 15mA @ 12V dc
- Installation height: 2.2m
- Dimensions: 120x60x44 mm

Dual technology detectors

The XLine dual technology detector range includes microwave PIR detectors that combine a dual pyroelectric element and an X band microwave sensor.



XDT200H Digital dual technology detector

- Digital signal analysis
- Range 15m
- Detection angle 100°
- Pulse counter
- Temperature compensation
- White light protection
- Bypassable LED
- 3 signalling LEDs
- Anti-opening and anti-dislodgement protection
- Predisposed for EOL resistor
- AND/OR function alarm trigger
- Smart function
- X Band microwave detection
- Operating temperature: 0°C ÷ +50°C
- Power supply voltage: 9V ÷ 16V dc
- Current absorbed: 20mA @ 12V dc
- Installation height: 2.2m
- Dimensions: 120x60x44 mm



XDT200HM Digital dual technology detector with anti-masking function

- Digital signal analysis
- Range 15m
- Detection angle 100°
- Pulse counter
- Temperature compensation
- White light protection
- Bypassable LED
- 3 signalling LEDs
- Anti-opening and anti-dislodgement protection
- AND/OR function alarm trigger
- Smart function
- X Band microwave detection
- Anti-masking microwave
- Operating temperature: 0°C ÷ +50°C
- Power supply voltage: 9V ÷ 16V dc
- Current absorbed: 20mA @ 12V dc
- Installation height: 2.2m
- Dimensions: 120x60x44 mm

Triple technology detectors

The XTT200H combines a dual element PIR and a X band microwave element. It operates as a dual technology detector but is capable of processing three types of input signals. It provides two operating modes, standard and digital.



XTT200H Triple technology detector with digital processing

- Digital signal analysis
- Cover 15m
- Detection angle 100°
- Digital communication option
- Pulse counter
- Temperature compensation
- Antiglare
- Bypassable LED
- 3 signalling LEDs
- Anti-opening and anti-dislodgement protection
- Vibration and tilt sensor
- Ready for End of Line resistances
- X band microwave detection
- Operating temperature: 0°C ÷ +50°C
- Power supply: 9V ÷ 16V dc
- Current draw: 20mA @ 12V dc
- Installation height 2.2m
- Dimensions: 120x60x44 mm

EOL Resistors

XLine detectors predisposed for line balance can be configured by inserting an EOL resistor jumper in the appropriate connector on board the device.

XEOLR3K9: 3K9 EOL Resistor
XEOLR6K8: 6K8 EOL Resistor
XEOLR510R: 510Ω EOL Resistor
XEOLR1K: 1K EOL Resistor

XEOLR1K5: 1K5 EOL Resistor
XEOLR2K4: 2K4 EOL Resistor
XEOLR5K6: 5K6 EOL Resistor
 500 pcs box

Accessories



XBK100: Swivel bracket for Xline detectors (50 pack).

Bluvista

INIM's cost-effective approach to intrusion detection

Bluvista is a convenient way of rounding off an intrusion control system which requires performance and reliability at a competitive price. INIM offers Infrared detectors, dual technology detectors and beam detectors for outdoor protection.

Infrared detectors

INIM puts forward a line of Passive Infrared Detectors especially designed for residential applications. The motivating price/performance ratio makes these detectors ideal for applications where cost is a key issue and performance and reliability cannot be overlooked. The models below allow you to satisfy the needs of a large variety of applications.



BIR100 Passive infrared detector

- Detection range: 10m
- Alignment angle: 110°
- Bypassable alarm LED
- Adjustable alarm-pulse duration
- Automatic temperature compensation
- Operating temperature: 0°C:50°C
- Power supply voltage: 9÷16Vdc
- Current draw (max): 20mA @12Vdc
- Installation height: 2,2m
- Dimensions (HxWxD):107x52x36,6mm



BIC100 Ceiling mount passive infrared detector

- Detection range: 6m in diameter to 3.6m in height
- Alignment angle: 360°
- Digital signal analysis
- Bypassable alarm LED
- Adjustable alarm-pulse duration
- Automatic temperature compensation
- Operating temperature: 0°C:50°C
- Power supply voltage: 9÷16Vdc
- Current draw (max): 20mA @12Vdc
- Installation height: 2,5m @ 6m
- Dimensions (HxWxD):116x116x28,2mm

OTT100H and ODI100H

Triple technology and dual PIR detectors for outdoor installation

OTT100H and ODI100H detectors are suitable for outdoor installations. The OTT100H operates by means of two infrared sensors and a microwave sensor whose capabilities combined with programmable functions ensure high immunity to false alarms. The ODI100H operates by means of a dual infrared sensor. Both devices are equipped with a horizontal range adjustment mechanism which also permits micrometric adjustment of the lower beam and provides, by means of the selection of the operating-mode, advanced signal processing with impressive catch performance and excellent immunity to false alarm sources such as pets. Besides the anti-opening and anti-dislodgement protections the OTT100H and ODI100H also include an anti-masking feature for high-level protection against tamper attempts. The heavy-duty casing in polycarbonate has IP44 grade protection and is equipped with a UV ray resistant Fresnel lens. The vast range of adjustment possibilities provide these detectors with high flexibility and reliability and ensure they are capable of responding to the various protection requirements of outdoor installations.



Main features

Digital signal analysis	Yes	Operating temperature	-25° ÷ 70°C
Range	3÷12m	Power supply voltage	11 ÷ 15V dc
Horizontal cover	60°	Installation height	1.2m
Protection	Anti-dislodgement and anti-opening; anti-masking function	Dimensions (LxWxD)	189x70x70
Bypassable LED	Yes	Weight	400g
Protection Grade	IP44		

ORDER CODES

OTT100H: triple technology detector for outdoor installation.

ODI100H: Dual PIR detector for outdoor installation.

Photoelectric beam detectors

Security professionals and final users alike put emphasis on the increasing need for perimeter protection. The penchant is for "fast" intrusion detection, attributable to the evident advantages of the early warning of such events. To satisfy this need, INIM offers a complete line-up of Photoelectric beam detectors. The line-up includes dual, triple and quad photoelectric beam detectors with outdoor ranges of 60 to 200 metres.



BD-D060

Dual photoelectric detector, range 60m.



BD-T100

Triple photoelectric detector, range 100m.



BD-Q200

Quad photoelectric detector, range 200m.

	Dual photoelectric detectors	Triple photoelectric detectors	Quad photoelectric detectors
	model BD-D060	model BD-T100	model BD-Q200
Detection method	Infrared	Infrared	Infrared
Beam characteristics	Dual beams	Triple beams	Quad beams
Outdoor range	60m	100m	200m
Indoor range	180m	300m	600m
Detection time	Selectable from 50 to 700ms	Selectable from 50 to 700ms	Selectable from 50 to 700ms
Power input	From 12Vdc to 24Vdc	From 12Vdc to 24Vdc	From 12Vdc to 24Vdc
Power consumption	55mA max	80mA max	105mA max
Alarm output	Form C relay (30Vdc, 0.5A)	Form C relay (30Vdc, 0.5A)	Form C relay (30Vdc, 0.5A)
Tamper output	Form C relay (receiver only)	Form C relay (receiver only)	Form C relay (receiver only)
Horizontal alignment angle	+/- 90°	+/- 90°	+/- 90°
Vertical alignment angle	+/- 5°	+/- 10°	+/- 10°
IP grade	IP54	IP54	IP54
Dimensions (HxWxP)	170x82x80mm	270x90x100mm	345x110x105mm
Weight (transmitter and receiver)	650g	2168g	3100g

Software SmartLeague

Programming and management software for INIM devices



Each application contained in the SmartLeague package is distinct, however, all the applications share the same operational structure and interfaces.

The applications allow management of intrusion control panels from the SmartLiving series, GSM diallers from the SmartLink series and fire control panels from the SmartLine, SmartLight and SmartLoop series. So you will find everything you need for the system programming process in a single package.

The system programming and start-up phases take up a large part of the installer's time at the installation site. So, ever more frequently nowadays, installers are opting for computer-assisted programming methods. With this in mind, INIM's R & D professionals set out to create a software programme that would greatly simplify system programming and diagnostics. This was achieved by adopting a "visual" approach to these tasks. In fact, in addition to having "classic" programming grids, this new software also offers click-on thumbnails which provide you with pop-up menus and helpful prompts.

Furthermore, the task of moving a detector from one terminal to another can now be done by simply clicking-on the detector and dragging it to the desired terminal.

Additionally, during the system programming process, you will have the help of the device instructions, which can be consulted by clicking on the wiring diagrams on the display.

The programming process is further simplified by a powerful copy & paste option. This option is useful when you are dealing with a large number of elements (zones, partitions, events, timers, etc.) of the same type. In such cases, all you need to do is configure one element and then copy its profile onto all the others, thus saving you a considerable amount of time.

SmartLeague really makes a difference when it comes to diagnostics. It provides a clear, interactive view of the status of the system. Among the real-time data provided for GSM devices is the GSM signal level, the telephone network, eventual faults, etc.

When you use SmartLeague software to carry out diagnostics on a SmartLiving system, you have access to the system status in full detail. In this way, you can check the status of the zones, partitions, timers, peripherals and all the system elements. The level of detail allows you to check the wireless signal level of each specific device and at the same time check the environment noise level. This feature is extremely useful during wireless-device placement.

SmartLeague also is suitable for more complex structures which require data import and export functions, either for easy transfer of data between computers or to manage different operator access levels. For this purpose, SmartLeague has integrated powerful data management and access-control tools.

The software is open to all communication channels. SmartLeague is not limited to the management of a local RS232 interface, it also allows programming and control operations over the PSTN network, in this case, with the assistance of a SmartModem100 or even via the Internet through a (SmartLAN series network board).

The software can be downloaded, free of charge, at www.inim.biz.



SmartLook

Supervisory software



SmartLook is a centralizing-management software program for INIM fire detection and intrusion-control systems. It offers a vast application spectrum. Its modularity makes it ideal for industrial, commercial, home-automation and residential applications. A typical application is the centralized-supervision of several installations stationed in separate buildings or even different locations. Other classic applications are hotel receptions, congress centres, shopping malls and places where the constant supervision of a fire/security system allows operators, with the help of the essential information and a plan of action, to provide prompt response to alarm events. The SmartLook software program, thanks to its user-friendly interface also plays an important role in domotic installations. In fact, when it is combined with the management of a SmartLiving intrusion-control panel, a computer can actually become "house manager" and take full advantage of the true potential of the SmartLiving series control panels. For this purpose, it is possible to obtain the "lite" Intrusion licence which allows you to manage all the SmartLiving control panel functions and maximize the system capabilities. The SmartLook supervisory software uses graphic maps connected together in a 'tree' structure. Each map accepts an arbitrary number of objects. The objects can be supervised elements (detectors, partitions, zones, outputs, etc.), a connection to another map, a connection to a web page (VCR web interface) or a command button with access level control. The system allows you to choose from 3 different notification levels for each event. The third notification level displays a fully-configurable page using HTML language (HyperText Markup Language). This makes the system completely configurable and consents to the insertion, for example, of Java applets which allow the operator to view the streaming of an IP camera. Thus permitting the operator to interact with the system in realtime. In intrusion control panels, for example, it will be possible for users/operators to control the status of the inputs, activate the outputs and implement operations such as: arm, disarm, bypass, output activation, etc. The SmartLook software integrates video capabilities and consents to the incorporation of telecameras and DVRs with IP network web interfaces. The SmartLook software is capable of importing the system configuration by reading it directly on the control panel, or importing it from the database of the SmartLeague software thus reducing programming time considerably. The system provides uncomplicated self-diagnosis functions which allow the operator to verify the status of communication between the software and control panels. It is also capable of managing different access levels. The SmartLook software comprises two separate applications. One application allows you to configure the system while the other, dedicated to the user, provides all the necessary supervisory functions.

Minimum hardware requirements	<ul style="list-style-type: none"> - Pentium 4 processors (3.2 Ghz) - Ram 2 GB - Audio board
Operative system	<ul style="list-style-type: none"> - Windows 2000* Professional with Microsoft* Data Access Component (MDAC) 2.8 or higher - Windows* XP, XP 64 - Windows* Vista, Vista 64 - Windows* Seven, Seven 64 - Windows* 8, 8 64 - Windows* 8.1, 8.1 64 - Windows* 10, 10 64
Required hard disk space	500 MB
Maximum number of supervised control panels	25
Supervisory interface	RS232, Ethernet
Access level	Standard User, Supervisor, Administrator
Supported video resolutions	800x600, 960x600, 1024x600, 1024x640, 1024x768, 1152x964, 1280x720, 1280x768, 1280x800, 1280x960, 1280x1024

ORDER CODES

SmartLook/F01L: fire Licence "lite" - Licence to manage a SmartLoop or SmartLine fire detection panel. Non-expandable Licence
SmartLook/F01E: licence to manage a SmartLoop or SmartLine fire detection panel. Expandable Licence.
SmartLook/F02E: licence to manage two SmartLoop or SmartLine fire detection panels. Expandable Licence.
SmartLook/F05E: licence to manage five SmartLoop or SmartLine fire detection panels. Expandable Licence.
SmartLook/F10E: licence to manage ten SmartLoop or SmartLine fire detection panels. Expandable Licence.
SmartLook/I01L: intrusion Licence "lite" - Licence to manage an intrusion control panel from the SmartLiving series. Non-expandable Licence.
SmartLook/I01E: licence to manage an intrusion control panel from the SmartLiving series. Expandable Licence.
SmartLook/I02E: licence to manage two intrusion control panels from the SmartLiving series. Expandable Licence.
SmartLook/I05E: licence to manage five intrusion control panels from the SmartLiving series. Expandable Licence.
SmartLook/I10E: licence to manage ten intrusion control panels from the SmartLiving series. Expandable Licence.

* Microsoft® and Windows® are the registered trademarks of Microsoft Corporation.

IP2RX

IP interfacing software between intrusion control panels and alarm receiving centres

The IP2RX is an advanced software application which allows a traditional alarm receiving centre (ARC) to receive IP communications from SmartLiving intrusion control panels.

This innovative software application transforms traditional ARCs (using PSTN landlines) into IP-capable ARCs. The application can be installed on either a dedicated computer or on the computer which runs the ARC supervisory software.

The IP2RX is capable of receiving SmartLiving generated SIA-IP signals transmitted over the Internet, and of converting them into comprehensible protocol signals for supervisory software, such as Ademco, Contact-ID, Radionics, etc. In this way, the alarm receiving centre will be able to continue using the same supervisory software which, thanks to the IP2RX application, will also be able to receive signals transmitted over the Internet.

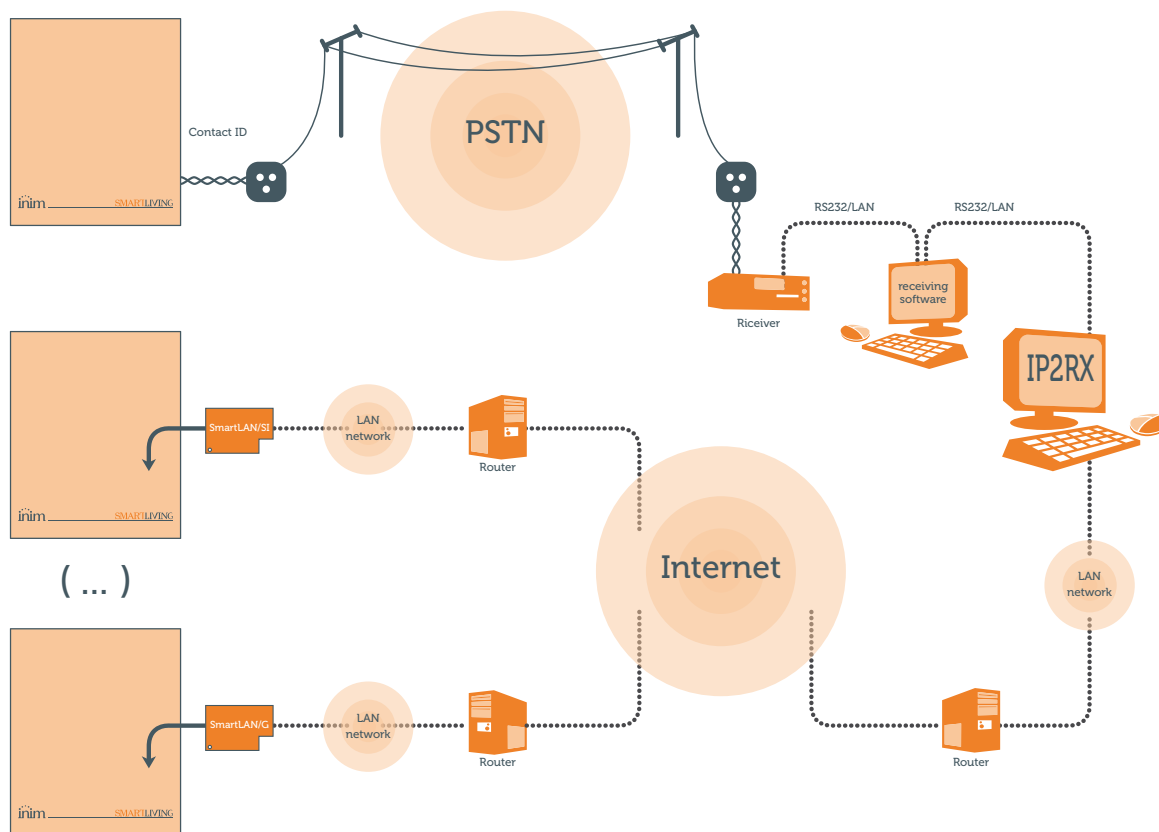
The IP2RX allows you to create a list of supervised systems (Accounts) and to configure the typical parameters of each one, for example, the supervision time of the functionality test on the connection between the SmartLiving system and the ARC.

Furthermore, you can establish which channels each account will use to transmit data: LAN (SmartLAN/SI or SmartLAN/G) or the GPRS channel (Nexus/G). It is also possible to receive data from both communication channels.

The IP2RX is also capable of detecting Internet connection errors and of signalling them instantly to the ARC supervisory software, in such a way as to prompt immediate intervention for the restoral of connectivity.

Additionally, the IP2RX allows you to create a customized outgoing protocol. This feature allows the IP2RX to be easily integrated into ARCs with proprietary protocols.

In brief, the IP2RX software application is capable of translating SIA-IP protocol, sent by SmartLiving control panels via SmartLAN/SI, SmartLAN/G and Nexus/G devices, into a comprehensible protocol for ARC supervisory software. The simplicity of this application makes it a flexible and cost-efficient tool for the supervision of all installations and, moreover, allows you to avoid spending on obsolete yet very costly receivers.



ORDER CODES

IP2RX: software application for the conversion of SIA-IP protocols to other reporting formats.

KB100

Wall-mount bracket for Concept keypads

The KB100 kit allows you to wire the Concept keypad using 6 installation-friendly terminals instead of the usual 6-wire method. The KB100 includes the board with the 6 wiring-terminals and a plastic housing.



ORDER CODES

KB100-N: black wall-mount bracket and terminal board for the keypad.

KB100-B: white wall-mount bracket and terminal board for the keypad.



AUXREL32

Relay and power supply distribution board. Provides 2 relays which can be driven separately by 2 open-collector outputs. Additionally, this board is capable of power distribution on 3 heat-fuse protected outputs. The type "L" metal enclosure of SmartLiving control panels provides housing for these boards.



REL1INT

Single relay board. Transforms an open-collector output into a voltage-free contact. Operates at 12 or 24 V (selectable by means of a jumper). Provides 4 screw locations. Board Dimensions 45x35 mm.



STD241201

Step-down power-supply module @ 24dc - 12Vdc. Current reducer from 24V to 14V, ideally suited to drive the 12V devices (external sounderflashers, dialers, etc.) of fire detection control panels. Based on switching technology that offers high efficiency and low heat emission. Maximum output current 1A.



LINK232F9F9

RS232 cable link between PC and INIM devices.



LINKIBUS

Temporary cable link for I-BUS.



LINKUSBAB

USB cable link between PC and INIM devices.



TammerNO

Dislodgement tamper-protection device for SmartLiving control panels.



LINKUSB232CONV

RS232-USB convertor cable with adaptor.



ProbeTH

Thermal Probe for battery-charge optimization.

Notes



A series of horizontal dotted lines spanning the width of the page, intended for writing notes.

Notes



A series of horizontal dotted lines spanning the width of the page, intended for writing notes.

FOLLOW US ON







ISO 9001:2008 Registered Company

via Fosso Antico Loc. Centobuchi
63076 Monteprandone (AP) ITALIA
Tel. +39 0735 705007 _ Fax +39 0735 704912

info@inim.biz _ www.inim.biz

