


# WATER SENSOR WITH RELAY CONTACT



- ◆ Will Detect Any Conductive Non-Flammable Liquid
- ◆ Ideal Anywhere Water Damage Could Occur
- ◆ Automatic Reset
- ◆ Available In Gray Only
- ◆ 6 Foot Jacketed Lead Standard
- ◆ Custom Lead Lengths Available
- ◆ Available in 5 VDC, 12 VDC And 24 VDC



2600T



2600

Undetected water damage, such as that caused by leaking pipes or corroded water heaters, cost homeowners tens of thousands of dollars each year. Such repairs are time consuming and costly to correct. Applications could include computer room sub-floor areas, telephone equipment rooms, bathrooms, laundry rooms, any areas adjacent to a water storage tank or piping. Also evaporative air conditioners, drip pans, overflows and/or drains.

Using no mechanical parts, the GRI Water Sensors are triggered by a moisture bridge across the sensor contacts. The GRI Water Sensors can be installed to detect a layer of water as minute as 1/16 of an inch in depth.

These Water Sensors use an external power source to energize a built-in relay contact so battery power is not recommended. Used in a closed loop configuration, an alarm condition will occur when moisture is detected, or if power to the sensor is lost, and if the sensor should fail. The relay output can be wired directly to any alarm panel or can be used to actuate an external device, i.e. transmitter, annunciator, etc.


## PART NUMBERS:

	<b>Configuration</b>
2600/2600T	Normally Closed For a Closed Loop Circuit 12 Volts DC
2600T-P	Probe With 36" Leads (2600T Only)
2605	Normally Closed For a Closed Loop Circuit 5 Volts DC
2624	Normally Closed For a Closed Loop Circuit 24 Volts DC

GEORGE RISK INDUSTRIES, INC.  
GRI PLAZA  
KIMBALL, NE 69145



TOLL-FREE 1-800-445-5218  
TOLL-FREE 1-800-523-1227  
(308) 235-4645  
FAX (308) 235-3561  
E-MAIL: [grisales@megavision.com](mailto:grisales@megavision.com)  
WEB SITE: [www.grisk.com](http://www.grisk.com)



# WATER SENSOR WITH RELAY CONTACT

## INSTALLATION NOTES:

**G.R.I. 2605, 2600 and 2624 WATER SENSORS:** When connecting the 2605, 2600 or 2624 to the panel, the red wire is connected to the positive side of the auxiliary power supply and the black wire is connected to the negative. The green and white wires can then be connected to the pre-selected Closed Loop zone. A resistor can be connected in series with either the green or white wire for those panels that require end-of-line resistors.

**G.R.I. 2600T AND 2600T-P:** The 2600T combined with the 2600T-P (probe), provides a means of detecting water in difficult to monitor locations, such as under carpets and in drop ceiling panels. This is accomplished by mounting 1 or more 2600T-P's in various locations around the area to be monitored, then run the probe wires to the terminal screws on the 2600T. The 2600T can then be wired for power as described above for the 2600 Water Sensor. The 2600T includes two 2600T-P probes. (A maximum of ten 2600T-P's can be connected to each 2600T.)

## CLOSED LOOP SPECIFICATIONS:

### Power Requirements:

2600 Operating Voltage	12 Volts DC
2605 Operating Voltage	5 Volts DC
2624 Operating Voltage	24 Volts DC
Operating Current	10 mA

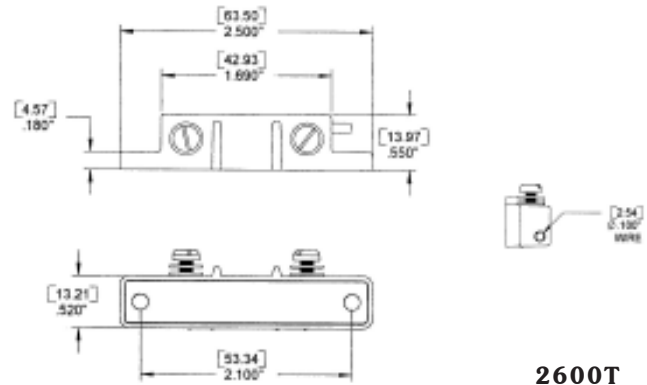
### Wire Contacts:

Red Wire	+ 12 Volts DC
Black Wire	- Ground
Green Wire	Relay Contact
White Wire	Relay Contact

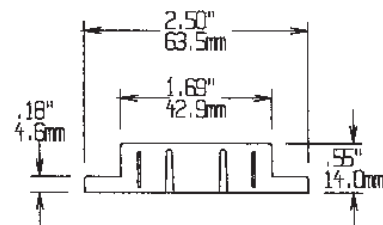
### Contact Characteristics:

Contact Resistance	100 mΩ
Switching Voltage	200 Volts DC Max
Switching Current	500 mA Max
Carry current	1 Amp Max
Power	10 VA Max

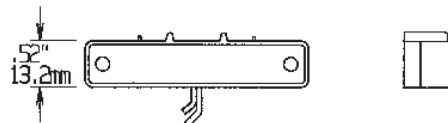
\*Note: Battery Power Not Recommended



**2600T**



**2600**



## WARRANTY:

One year warranty against workmanship, material and factory defects.

GEORGE RISK INDUSTRIES, INC.  
G.R.I. PLAZA  
KIMBALL, NE 69145



MADE IN U.S.A.

TOLL-FREE 1-800-445-5218  
TOLL-FREE 1-800-523-1227  
(308) 235-4645  
FAX (308) 235-3561

E-MAIL: [grisales@megavision.com](mailto:grisales@megavision.com)  
WEB SITE: [www.grisk.com](http://www.grisk.com)