



REL1INT

Relay Board



This board allows you to transform a supervised output (for example, a NAC output) or an Open Collector output into a voltage-free relay.

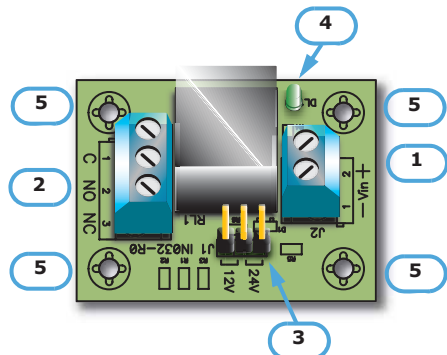
It operates at 12 or 24 V; selectable by means of a jumper (24V at default).

TECHNICAL SPECIFICATION	Val.
Power supply	12 / 24 V=
Average current consumption	30 mA
Resistance across input terminals	47 k Ω
Operating temperature range	-5°C / +40°C
Distance between screw locations	36 / 24 mm
Dimensions	45 x 35 mm

Description of components

1. Input terminals
2. Output terminals (voltage-free contact)
3. Voltage selection jumper (2 positions)
4. Relay status LED
5. Screw locations

There is a 47k Ω resistance across terminals "+" and "-" of the "Vin" (1) input, used as the EOL for balancing supervised outputs.





Box contents

- REL1INT board (IN032)
- Voltage selection jumper
- 4 plastic stick-on spacers

Relay activity

The activity of the relay board is indicated on the green LED on the board:

LED status	Relay contact
ON	<p>Normally Open</p> 
OFF	<p>Normally Closed</p> 

INIM Electronics reserves the right to change the technical specifications of this product without prior notice.

INIM Electronics s.r.l.
via Fosso Antico, Centobuchi
63033, Monteprandone, (AP) Italy
Tel. +39 0735 70 50 07
Fax + 39 0735 70 49 12
www.inim.biz info@inim.biz