

FlipX Advanced Series

INDOOR SECURITY



FLX-A-AM

PIR WITH ANTI-MASKING

FLX-A-DAM

DUAL TECHNOLOGY WITH ANTI MASKING

Grade 3 indoor motion detector with flexible lens for high-end, high risk intrusion security.

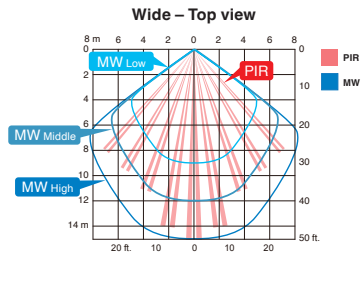
- 15m (50ft.) 85 degree Wide
- 24m (80ft.) Narrow




Selectable wide and narrow detection with one sensor

Simply flip the lens to change the shape of the detection area best suited to the installation site.

Wide Detection Area



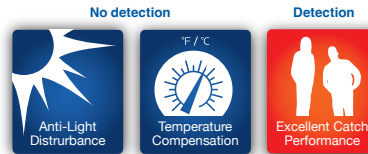
Narrow and Long Detection Area



PIR mode only for narrow detection

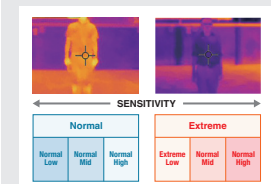
Superior detection performance

A new bespoke pyro has been specifically designed to create human-size detection areas and optimise detection sensitivity. For industry leading performance, FlipX Advanced sensors have a unique algorithm (SMDA) which can learn from the environment to discriminate popular causes of false alarms.




Super high sensitivity

Sensitivity can be set to extremely high to ensure consistent detection even in extreme temperatures.



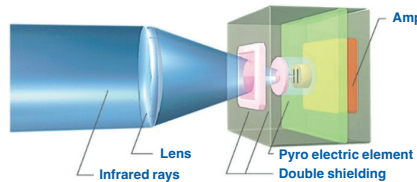
IR Anti-masking

Dual anti-masking feature that protects individually both PIR and microwave sensors generating an alert if they are covered.



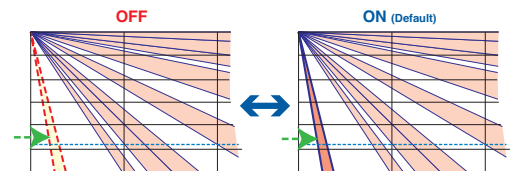
Double conductive shielding

OPTEX patented double conductive shielding allows FlipX Advanced sensors to block RFI and the visible light disturbance from sunlight or strong lamps, to focus on what matters.



Flexible mounting height and selectable look-down area

A selectable 'Down zone' switch allows to create a look down zone below the sensor. And its flexible mounting height between 2 - 3 m means they seamlessly blend into the aesthetics of buildings with higher ceilings.



Specifications

Part name	FLX-A-AM	FLX-A-DAM
Model name	Advanced	
Security grade	EN50131-2-2 (Grade 3)	EN50131-2-4 (Grade 3)
Mounting height	2.0 to 3.0 m (6'7" to 9'8")	
Coverage	Wide: 15 m (50 ft.) 85° Narrow: 24 m (80 ft.) 5°	Wide: 15 m (50 ft.) 85° (PIR only for Narrow setting)
Alarm period	2.0 ± 0.5 s	
Warm-up period	Approx. 60 s (LED blinks)	
LED indicator	Multiple: Warm-up / Green: Alarm and Masking detection / Yellow: Self test error / Red: Low voltage	
Power input	9.5 to 16 V DC	
Current draw	18 mA max. at 12 V DC	19 mA max. at 12 V DC
Relay output	Trouble	N.C. 24 V DC 0.1 A max. (Resistive load)
	Alarm	N.C. 24 V DC 0.1 A max. (Resistive load)
	Tamper	N.C. 24 V DC 0.1 A max. (Resistive load) (Open when the cover is removed.)
Remote LED	✓	
Operation temperature	-20°C to +50°C (-4°F to +122°F)	-20°C to +45°C (-4°F to +113°F)
Temperature compensation	Digital	
Relative humidity	95% RH max.	
Dimension	H: 160 mm x W: 62 mm x D: 59 mm	
Weight	180 g (6.35 oz)	200 g (7.05 oz)

* Specifications and designs are subject to change without prior notice.
* These units are designed to detect an intruder and activate an alarm control panel. Being only a part of a complete system, we cannot accept responsibility for any damages or other consequences resulting from an intrusion.

Ease of installation

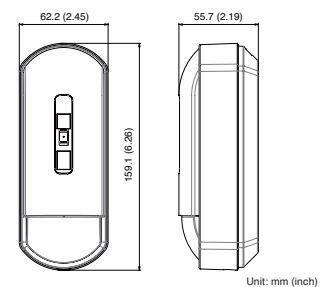


Optional wall or ceiling mount bracket

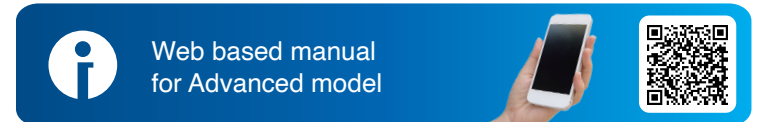
- CW-G3
- Vertically: -5 to 20° downward
- Horizontally: +- 45°
- Wall tamper detection



Dimensions



Unit: mm (inch)



OPTEX EMEA Security Headquarters
OPTEX EUROPE LTD (UK and Africa)
OPTEX Security B.V. (EU)
OPTEX Dubai Branch (Middle East)
W: www.optex-europe.com
E: marketing@optex-europe.com

OPTEX SECURITY SAS
(France, French speaking North and West African countries)
W: www.optex-europe.com/fr
E: contact@optex-security.com

OPTEX SECURITY Sp.z.o.o.
(Eastern Europe, Turkey)
W: www.optex-europe.com/pl
E: optex@optex.com.pl